



2022

2023- 038

2023 4

) m' (

.....	2
.....	6
.....	11
.....	37
.....	55
.....	57
.....	77
.....	84
.....	85
.....	86

SKL		Sunvalley HK Limited
STL		Sunvalley HK Technology Limited
STK		Sunvalleytek International, Inc.
ZBT		ZBT International Trading GmbH
SVJ		SUNVALLEY JAPAN Co., Ltd
Donati		Donati S.r.l.
		2022 1 1 2022 12 31
		2021 1 1 2021 12 31
ORACLE ERP ERP		

			300464
			Guangdong SACA Precision Manufacturing Co., Ltd.
			SACA
			3
			528311
			2018 9 " 3 7 " "
			3
			3
			528311
			http://www.sh-abc.cn
			sec@sh-abc.cn

		3
		0757-26332400
		0757-26326798
		sec@sh-abc.cn

		http://www.szse.cn/
		http://www.cninfo.com.cn

		188 52

	2022	2021		2020
	2, 350, 816, 014. 45	3, 659, 752, 249. 38	- 35. 77%	5, 522, 961, 491. 98
	- 260, 093, 417. 47	- 1, 523, 629, 920. 80	82. 93%	211, 731, 685. 93
	- 233, 096, 542. 25	- 1, 579, 764, 818. 45	85. 24%	189, 076, 374. 37
	143, 866, 402. 74	209, 248, 476. 44	- 31. 25%	- 151, 994, 700. 61
/	- 0. 74	- 4. 3147	82. 85%	0. 5996
/	- 0. 72	- 4. 3147	83. 31%	0. 5996
	- 83. 85%	- 124. 92%	41. 07%	11. 23%
	2022	2021		2020
	2, 291, 024, 509. 31	2, 652, 974, 831. 29	- 13. 64%	4, 047, 173, 161. 20
	153, 560, 925. 16	463, 839, 277. 40	- 66. 89%	1, 978, 291, 611. 68

	2022	2021	
	2, 350, 816, 014. 45	3, 659, 752, 249. 38	
	8, 353, 368. 10	5, 536, 912. 18	
	2, 342, 462, 646. 35	3, 654, 215, 337. 20	

	0. 00
	0. 00
/	- 0. 7052

	588,406,271.08	667,202,062.37	580,305,247.43	514,902,433.57
	-26,860,263.54	9,258,813.31	-20,923,790.45	-221,568,176.79
	-29,361,545.89	7,985,317.91	-21,846,475.27	-189,873,839.00
	7,946,664.80	39,245,652.81	-29,810,531.91	126,484,617.04

1

2

	2022	2021	2020	
	863,471.11	31,792,466.39	20,666.08	
	9,273,398.65	19,020,313.78	10,753,320.64	

			2, 993, 233. 28	
			1, 851, 401. 37	
	- 31, 018, 840. 05			
	1, 053, 112. 30	13, 766, 126. 48	12, 196, 974. 48	
		28, 863. 38		

	- 7, 276, 421. 92	- 7, 904, 256. 59	- 4, 155, 628. 09	
	388, 385. 63			
	285, 511. 25	572, 881. 74	1, 002, 862. 99	
	- 5, 530. 31	- 4, 265. 95	1, 793. 21	
	- 26, 996, 875. 22	56, 134, 897. 65	22, 655, 311. 56	--

1 ---

1 ---

05000

" " " "

1 2022

2

3

4

IT

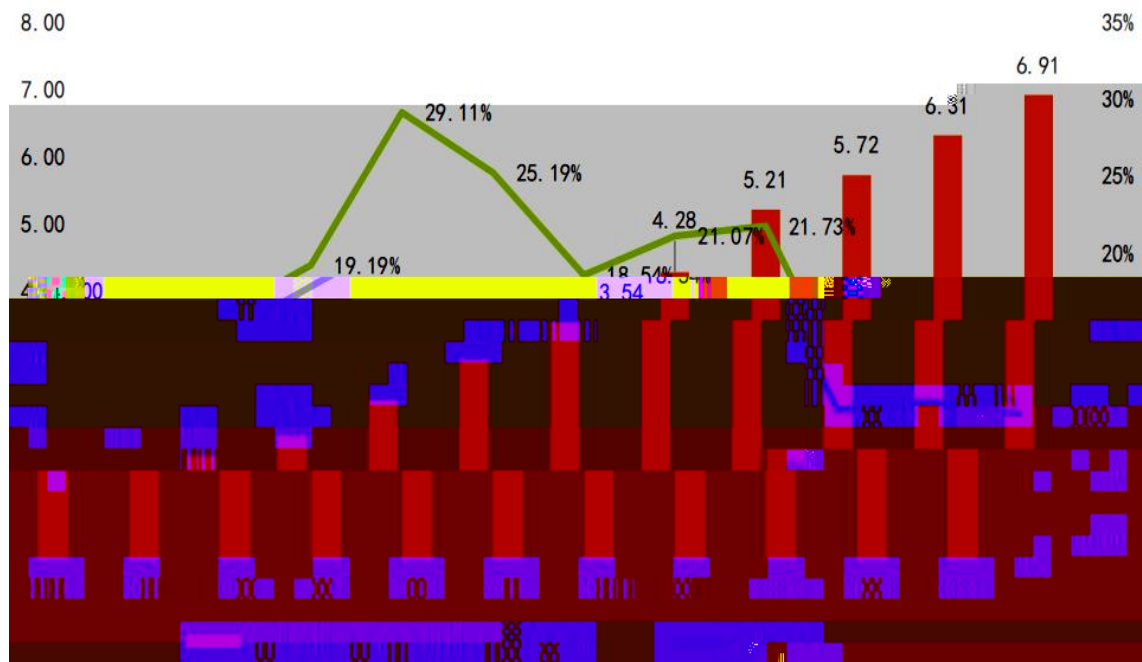
4 -- " "

1 2022

È

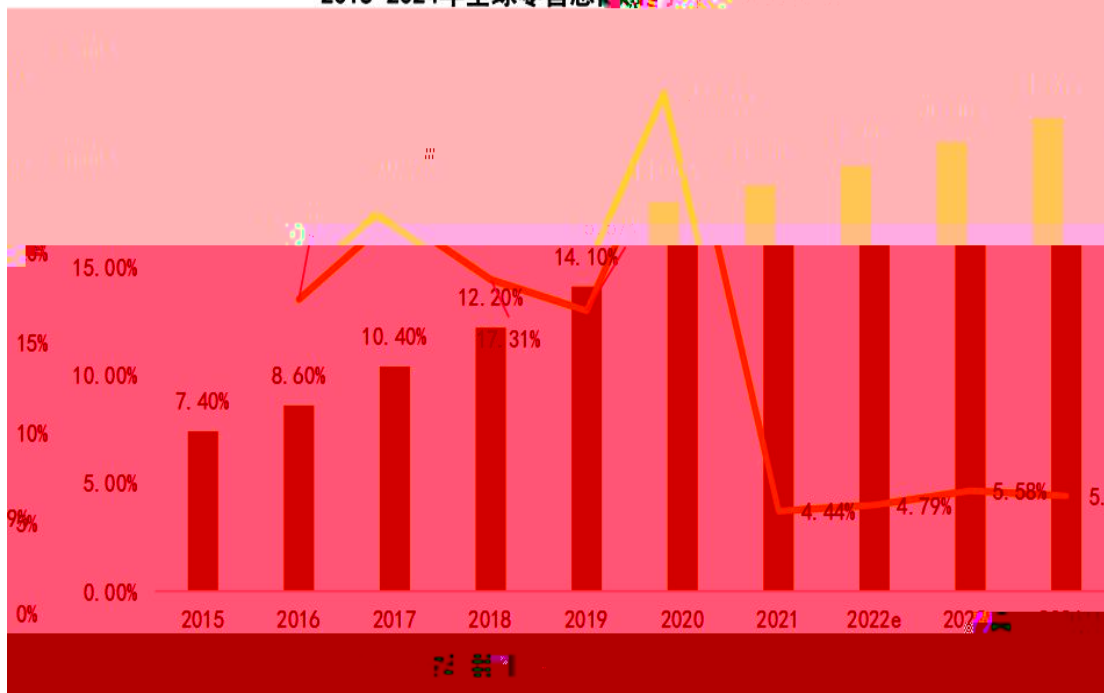
2015-2024
 1.34 2021 5.21 20%
 2015 7.4% 2021 18.8%

2014-2024年全球零售电子商务销售额



Statista, E-commerce Worldwide

2015-2024年全球零售总额中电子商务占比



Statista

1

(GB/T 4754-2011) " 33 " " 335 "

2

1

FANUC	I SO9001	I SO14001	BI FMA
SGS			
2021	" 2021	100 2021	100 2020
2022	500		100
	-	AAA	" " SH-ABC "
" " SH-ABC "	"	"	"
2021 2022	"	"	"
)	"	"	"
2	"	"	"

3 ---

" "

4 ---

" "

2

Oracle

CA

3

"

"

Oracle EBS

MRP

4

4 ---

" "

1

Costco

Wayfair





2

Wayfair

B2C

	2022		2021		
	600,931,400.63	48.92%	1,972,365,418.30	76.54%	-69.53%
	91,776,576.28	7.47%	118,547,189.71	4.60%	-22.58%
	355,008,629.84	28.90%	399,093,189.84	15.49%	-11.05%
	180,781,586.69	14.72%	87,029,077.94	3.38%	107.73%
	1,228,498,193.43	100.00%	2,577,034,875.79	100.00%	-52.33%
	81		652.51		

3

	2022		2021		
	583,763,805.95	47.52%	1,039,695,811.31	40.34%	-43.85%
	200,152,179.26	16.29%	354,218.3		

1

VWS

/

2

B2C

"

+

"

FBA

2B

3

2022

4,160.52

8.71%

31,081.16

36.88%

7

" 3

"

1

FANUC

CNC

2021

" 2021

100

2021

100

2020

100

2022

500

- AAA " " SH-ABC "

WIP

2022

1

2020

2021

2022

2022

"

"

"

2022

23.51

35.77%

-2.60

11.26

7.23%

12.25

52.39%

1

2022

2022

è

	57,901,957.38	2.46%	219,301,253.82	5.99%	-73.60%
	124,248,350.31	5.29%	193,112,562.10	5.28%	-35.66%
	60,152,509.86	2.56%	107,265,063.01	2.94%	-43.92%
	36,727,036.62	1.56%	36,787,479.84	1.00%	-0.16%
	548,693,253.95	23.34%	597,105,365.67	16.32%	-8.11%
	1,802,122,760.50	76.66%	3,062,646,883.71	83.68%	-41.16%
	873,489,563.59	37.16%	2,176,957,838.97	59.48%	-59.88%
	1,477,326,450.86	62.84%	1,482,794,410.41	40.52%	-0.37%

2

10%

	1,125,762,724.81	957,003,164.54	14.99%	7.23%	3.83%	2.78%
	1,225,053,289.64	841,506,798.09	31.31%	-52.39%	-55.29%	4.46%
	925,309,669.41	780,932,138.72	15.60%	5.57%	2.53%	2.50%
	171,215,912.19	131,879,333.30	22.97%	-49.01%	-55.30%	10.84%
	583,763,805.95	386,780,806.56	33.74%	-43.85%	-43.99%	0.17%
	200,152,179.26	142,389,880.95	28.86%	-44.29%	-54.42%	15.81%
	124,248,350.31	77,889,364.21	37.31%	-35.66%	-31.07%	-4.17%
	548,693,253.95	495,554,145.08	9.68%	-2.07%	1.63%	-3.29%
	1,802,122,760.50	1,302,955,817.55	27.70%	-41.16%	-43.75%	3.33%
	873,489,563.59	561,425,946.08	35.73%	-59.88%	-63.24%	5.88%
	1,477,326,450.86	1,237,084,016.55	16.26%	2.17%	-3.10%	4.55%

1

3

			2022	2021	
			91,251,523	140,791,721	-35.19%
			88,371,675	141,440,860	-37.52%
			6,011,193	8,891,041	-32.39%

			60,345,785	71,221,495	-15.27%
			58,989,104	72,159,881	-18.25%
			9,311,395	10,668,076	-12.72%
		PCS	7,404,099	16,765,926	-55.84%
		PCS	6,909,100	15,092,374	-54.22%
		PCS	2,090,026	6,257,061	-66.60%

30%

1 30%

2 30%

4

5

		2022		2021		
		697,446,657.93	38.78%	688,963,441.18	24.30%	1.23%
		76,771,019.85	4.27%	69,364,957.93	2.45%	10.68%
		171,038,757.01	9.51%	147,203,729.79	5.19%	16.19%
		11,746,729.75	0.65%	13,369,199.92	0.47%	-12.14%
		530,695,148.69	29.51%	1,568,360,209.49	55.32%	-64.41%
		310,811,649.40	17.28%	316,640,839.34	11.17%	-10.50%

		2022		2021		
		590,048,708.01	32.81%	571,534,134.91	20.16%	3.24%
		64,949,255.34	3.61%	57,308,629.85	2.02%	13.33%
		144,700,955.19	8.05%	121,618,239.44	4.29%	18.98%
		10,288,416.90	0.57%	11,188,518.92	0.39%	-8.04%
		89,261,715.11	4.96%	103,948,276.61	3.67%	-14.13%
		9,825,429.41	0.55%	10,423,057.77	0.37%	-5.73%
		21,890,151.21	1.22%	22,119,424.93	0.78%	-1.04%

		1, 117, 324. 44	0. 06%	1, 744, 274. 65	0. 06%	- 35. 94%
		530, 695, 148. 69	29. 51%	1, 568, 360, 209. 49	55. 32%	- 64. 41%
		310, 811, 649. 40	17. 28%	316, 640, 839. 34	11. 17%	- 10. 50%

6

			%
		1. 00	100
			100
		130. 00	100
			100
		100. 00	100
			100
Paris Rhone (HK) Technology Limited			100
ATI INC.			100
TII INC.			100
FUT		500. 00	100
SI G GmbH			100
			100
SACA (HK) LIMITED			100
PT Sunvalley Technology Indonesia			100

7

8

	343, 946, 077. 52
	14. 63%
	0. 00%

5

1	A	85, 953, 982. 25	3. 66%
2	B	78, 007, 693. 05	3. 32%
3	C	63, 450, 082. 58	2. 70%
4	D	59, 474, 391. 46	2. 53%
5	E	57, 059, 928. 18	2. 43%

	--	343, 946, 077. 52	14. 63%
--	----	-------------------	---------

		350, 231, 324. 21	
			32. 12%
			0. 00%

5

1	A	88, 906, 969. 32	8. 15%
2	B	76, 590, 921. 50	7. 03%
3	C	76, 005, 040. 53	6. 97%
4	D	57, 070, 428. 25	5. 23%
5	E	51, 657, 964. 61	4. 74%
	--	350, 231, 324. 21	32. 12%

3

	2022	2021		
	494, 799, 436. 94	861, 932, 343. 14	- 42. 59%	
	199, 055, 952. 00	190, 000, 121. 48	4. 77%	
	- 20, 458, 003. 61	122, 523, 595. 86	- 116. 70%	
	46, 234, 354. 95	108, 365, 393. 38	- 57. 33%	

4

			1.	
			2.	6

--	--	--	--	--

	2022	2021	
	208	306	- 32. 03%
	14. 33%	17. 21%	- 2. 88%
	80	138	- 42. 03%
	5	11	- 54. 55%
30	83	38	118. 42%
30-40	117	131	- 10. 69%

	2022	2021	2020
	67, 048, 510. 07	111, 905, 276. 53	134, 246, 659. 82
	2. 85%	3. 06%	2. 43%
	20, 858, 161. 27	22, 439, 843. 95	41, 553, 876. 75
	31. 11%	20. 05%	30. 95%
	- 8. 02%	- 1. 48%	18. 28%

--	--	--	--

5

	2022	2021	
	2, 489, 434, 142. 28	3, 660, 868, 873. 56	- 32. 00%
	2, 345, 567, 739. 54	3, 451, 620, 397. 12	- 32. 04%
	143, 866, 402. 74	209, 248, 476. 44	- 31. 25%
	160, 745, 177. 93	538, 469, 977. 08	- 70. 15%
	204, 087, 323. 91	646, 236, 939. 67	- 68. 42%
	- 43, 342, 145. 98	- 107, 766, 962. 59	- 59. 78%
	461, 503, 463. 31	561, 516, 330. 46	- 17. 81%
	589, 667, 604. 46	765, 976, 273. 71	- 23. 02%
	- 128, 164, 141. 15	- 204, 459, 943. 25	- 37. 32%
	- 24, 474, 134. 21	- 83, 814, 074. 15	- 70. 80%

	- 2, 169, 697. 10	0. 84%		
	0. 00			

	-86,129,379.72	33.21%		
	815,046.43	-0.31%		
	8,091,468.35	-3.12%		

1

	2022		2022			
	290,411,687.32	12.68%	298,503,310.96	11.25%	1.43%	
	301,447,478.36	13.16%	395,154,622.15	14.89%	-1.73%	
	0.00	0.00%	0.00	0.00%	0.00%	
	351,819,379.53	15.36%	475,457,850.20	17.92%	-2.56%	
	0.00	0.00%	0.00	0.00%	0.00%	
	30,598,112.66	1.34%	32,126,326.31	1.21%	0.13%	
	457,931,420.39	19.99%	474,878,514.41	17.90%	2.09%	
	5,546,045.76	0.24%	9,415,175.10	0.35%	-0.11%	
	47,802,652.17	2.09%	84,300,102.15	3.18%	-1.09%	
	242,434,023.00	10.58%	386,811,852.60	14.58%	-4.00%	
	19,134,004.25	0.84%	60,782,897.93	2.29%	-1.45%	
	116,663,298.10	5.09%	293,775,742.48	11.07%	-5.98%	
	30,236,894.47	1.32%	62,053,939.04	2.34%	-1.02%	

SacaPreci		42,429,02					27.63%	

si on Technol og y S. r. l.		0. 75						
Sunval ley (HK) Technol og y Li mi ted		309, 036, 0 01. 22					201. 25%	
Euro- tech Di stri but i on		35, 136, 86 7. 71					22. 88%	

2

1.	74, 103. 00				157, 754, 770. 17	157, 826, 704. 39	-2, 168. 78	
2.	1, 903, 408. 34					1, 903, 408. 34		
					157, 754, 770. 20	159, 730, 112. 73	-2, 168. 78	
	1, 977, 511. 34				157, 754, 770. 20	159, 730, 112. 73	-2, 168. 78	
	0. 00							

3

	44, 510, 337. 55	ETC
	99, 221, 720. 44	
	286, 250, 808. 90	
	29, 623, 406. 54	

459, 606, 273. 43

1

65, 043, 262. 45	120, 756, 711. 90	- 46. 14%

2

3

4

1

2

1

	654. 11				654. 11		
	654. 7				654. 7		
	655. 04				655. 04		
	654. 5				654. 5		
	654. 73				654. 73		
	1, 311. 8				1, 311. 8		
	1, 313				1, 313		
	1, 316. 06				1, 316. 06		
	5, 751				5, 751		

				6,367.5	6,367.5		
	12,964.94			6,367.5	19,332.44		
			37 —			22 —	24 —
					108.54		
		1	2	3			5
	4	1					
		2					
		3					
	4						
	5						
						22 —	
)	2021 04 22						
)	2021 05 13						

	2	1.
--	---	----

2

5

1

2

10%

			315,000,0 00.00	897,156,6 88.79	368,189,5 61.71	562,172,0 76.15	18,057,74 1.33	18,044,59 0.08

Sunvalley (HK) Technology Limited			0.00	612,254,356.81	309,036,001.22	552,214,109.51	- 55,642,614.68	- 32,754,960.56
Euro- techDistribu- tion			175,245.36	52,501,249.67	35,136,867.71	84,742,802.24	- 2,536,300.60	- 2,104,017.36

2023

" + "

1

2

3

4

2021 1

2021

2015 1

2019 8

VAT

2022 1 26

2022-004

5

O
■ ■

E

6

7

33, 055. 65



2022 05 10	wwir- onl i ne. cn			2021	2021	2022 5 11 2022 05 10
2022 09 22	https://i r. p 5w net/c/300 464					https://i r. p 5w net/c/300 464

2 --

2022

1

1

1

2

3

2 --

9

4

8

5

6

7

1

2021		29.85%	2022 05 16	2022 05 16	http://www.cninfo.com.cn 2021 2022-055
2022		57.69%	2022 07 15	2022 07 15	http://www.cninfo.com.cn 2022 2022-115

2

1

				49	2022 09 21	2023 01 12	0	0	0	0	0		
				58	2011 09 30	2023 01 12	0	0	0	0	0		
				55	2011 09 30	2023 01 12	7,147 ,800	0	0	1,500 ,000	8,647 ,800		
				51	2011 09 30	2023 01 12	250,0 00	0	0	1,000 ,000	1,250 ,000		
				58	2016 11 15	2023 01 12	0	0	0	0	0		
				41	2020 01 13	2023 01 12	0	0	0	0	0		
				44	2020 01 13	2023 01 12	0	0	0	0	0		
				44	2011 09 30	2023 01 12	0	0	0	0	0		

				43	2011 09 30	2023 01 12	98,25 9	0	0	0	98,25 9	
				50	2022 10 10	2023 01 12	0	0	0	0	0	
				47	2021 04 22	2023 01 12	0	0	0	500,0 00	500,0 00	
				36	2018 02 07	2023 01 12	0	0	0	500,0 00	500,0 00	
				36	2019 03 21	2022 10 10	3,700	0	0	0	3,700	
				49	2021 04 22	2022 12 30	0	0	0	300,0 00	300,0 00	
	--	--	--	--	--	--	7,499 ,759	0	0	3,800 ,000	11,29 9,759	--

2022 10 10

2022 12 30

								2022	09	21		
								2022	09	21		
								2022	10	10		
								2022	10	10		
								2022	12	30		

2

1

1973 4
2009 12 2022 9 21

1994 11 2009 12

1965 11
 1989 10 1994 4 1994 11
 2011 09 30 2022 9 21
 1968 1
 1990 9 1995 9 1995 9 1996 5
 1996 5
 1972 12
 1993 3 1995 10 1996
 2
 2
 1965 2 1986 7 1996 7
 1996 7
 1982 10
 2014
 , 1979 12
 3
 1979 10 2000
 2004 2010
 1980 10 2004
 2011 9
 1972 8 2001 5
 2019 3
 2022 10
 4
 1976 10
 20
 2019 2
 1987 2 2013
 2008

			1994 03 18	2022 11 30	
			1994 03 18		
			2022 11 30		



2022 12 01

2022 11 19

2022 12 13

2022 12 13

2022 12 08

2022 12 36

2022 11 11

2016 11 22 2022 12 16

2017 09 27 2022 12 13

2017 09 27 2022 12 06

2017 09 27 2022 12 13

2016 12 07 2022 11 09

1996 07 01

2010 12 01

2014 07 01

2021 07 22

2020 03 15

2017 03 24

2016 04 251

2018 01 03

2017 04 13

2018 09 10

10 12

Yóqñj@

			2020 09 25		
	()		2022 12 23		
			2021 01 14		

1 2020 7 23

" "

[2020] 114

2 2020 9 15

3 2021 7 16

2021 96

4 2021 10 11

2021 81

5 2022 3 11

/

/

6 2022 5 5

2022 48

2022 49

7 2022 7 21

2022 94

8 2022 9 1

2022 155

9 2022 11 2

[2022] 155

3

669.95

--	--	--	--	--	--	--

			58		111.78	
			49		12.69	
	/		55		116.04	
	/		51		68.09	
			58		8	
			41		8	
			44		8	
			49		101.89	
			47		60.36	
			36		70.39	
			44		46.93	
			43		31.43	
			36		21.25	
			51		5.1	
	--	--	--	--	669.95	--

1

	2022 04 22	2022 04 26	http://www.cniinfo.com.cn 2022-015
	2022 06 02	2022 06 02	http://www.cniinfo.com.cn 2022-064
	2022 06 17	2022 06 18	http://www.cniinfo.com.cn 2022-082
	2022 06 27	2022 06 29	http://www.cniinfo.com.cn 2022-103
	2022 08 08	2022 08 08	http://www.cniinfo.com.cn 2022-121
	2022 08 26	2022 08 30	http://www.cniinfo.com.cn 2022-130
	2022 09 21	2022 09 21	http://www.cniinfo.com.cn 2022-150
	2022 10 26		2022

	2022 12 30	2022 12 30	http://www.cninfo.com.cn 2022-189

2

	9	7	2	0	0		2
	9	7	2	0	0		2
	9	7	2	0	0		2
	9	7	2	0	0		2
	9	3	6	0	0		2
	9	3	6	0	0		2
	9	3	6	0	0		2

3

4

		7	2022 01 21	1	2021		

				2 2022			
				1 2021			
				2 2021			
				3 2021			
		7	2022 22	04	4 2022		
				5 2022			
				6			
				7 2021			
		7	2022 17	06	1		

			7 2022 08 08	1 2022			
			7 2022 26 08	1 2022 2 2022 3 2022			
			7 2022 26 10	1 2022 2 2022			

			7	2022 17	11	1	2023
			1	2022 22	04	1 2021 2022 2 <2022 > 3 <2022 > 4 <2022 >	

			1	2022 17	06	1	2022

1

	522
	930
	1, 452
	1, 452
	0
	604
	280
	359
	46
	163
	1, 452
	36
	341
	182

	893
	1, 452

2

3

-- " "

4

	205, 383. 96
	3, 558, 732. 81

	369, 122, 175
	0. 00
	0. 00
	0. 00
	0. 00
	0. 00%
260, 093, 417. 47	2022
- 45, 531, 823. 06	0. 00
- 648, 341, 451. 65	2022
	0
	-
	- 693, 873, 274. 71

0

2022

2022
2022

2

1

1 2022 4 22

2022

2022

2022

2022

2022

2022

2

2 2022 4 26 2022 5 5

2022

2022 5 10

m

055055 00 505 6 055

5

0222e»i

50

2022

300,000

7 2023 2 27

2023

2022

						/		/				/	
		0	0	0	0	0	0	6.04	5,360,850	0	1,500,000	3.49	6,860,850
		0	0	0	0	0	0	6.04	187,500	0	1,000,000	3.49	1,187,500
		0	0	0	0	0	0	6.04	0	0	500,000	3.49	500,000
		0	0	0	0	0	0	6.04	0	0	500,000	3.49	500,000
	--	0	0	0	0	--	0	--	5,548,350	0	3,500,000	--	9,048,350

2

3

1

2

1

	2023 04 21	
	2022	
	100.00%	
	100.00%	
	1	1
	2	2
		3
		4
	3	5
	1	1
	2%	2%
	3%	3%
	5%	5%
	2	2

	2% 1% 3% 5% 0.5% 1% 3%	0.5% 3% 5%	2% 1% 3% 5% 3% 0.5% 1% 3%	0.5% 3%
				0
				0
				0
				0

2

2022 12 31			
	2023 04 21		

1

2

3

"

"

30

1

60

2018	12	2023	12
31		31	




1

2

2018 0

			3			
				4		
			1			
				/		
				2		
				3		
				4		
			5			
			1		2018 06	2022 2



				20	2015 01	06	9999 31	12
			25%		2015 01	06	9999 31	12

				2022 06 30	2026 6 30	
				2022 06 30	2026 6 30	

2

"

"



Sunval l ey
E-
commerce(H
K)
Li m i ted

104, 333. 66

2022 06 2022-
22 049

2022
03
4399

Sunvalley E-commerce HK Limited							
2022 03 6322							
2022 0304 29488	2,148.75					2022 10 27	2022-184
Sunvalley E-commerce HK Limited							2021- 029
2021 03 98	8,413.78					2023 03 02	2021- 081
							2021- 094
							2021- 108
							2022- 080

							2023-009
2022 0309 1630	5, 213. 49					2022 04 26	2022-049
2022 2821	5, 006. 02					2022 08 30	2022- 129
Ch STK	3, 554. 3					2022 04 26	2022-049
STK	3, 737. 73					2023 02 16	2023-005
	4, 433. 4		/	/			
	4, 508. 75			/			
	1, 898. 35						

/						
		2021 10				

		Navi tas39. 26				
		3253				
		15. 34%				

2022 48

2022 49

1 2022 5 20

www.cninfo.com.cn

2021

2022-059

2021

2021

2021

" " "

2

1

"

2021

Sunvalley E-commerce HK Limited

2

3

2 --

2021

1

2021 12 13

2021 107

2021

2

2022
2022 6 8
2022-077

2022 94

2 --

2022 155

2 --

5%

1

					0.63 /pcs	2,497 .33	89.19 %	2,800		30	0.64 /pcs	2022 04 26	2022

														2022-033	
				--	--	2,497.33	--	2,800	--	--	--	--	--	--	
				2,800								2,497.33			

2

3

4

--	--	--	--	--	--	--	--	--	--	--	--	--	--	--

				500	5,500	6,000	0.00%	0	0					

5

6

7

1

1

2

3

1	Sunvalleytek International, Inc.	BNP PARIBAS LEASING SOLUTIONS		Prologis Beckman Business Center 6, 4260 N Harbor Blvd. Fullerton, CA 92835		2020/11/1-2025/11/1
2	Sunvalleytek International, Inc.	Prologis USLV SubREIT 3, LLC		Prologis Beckman Business Center 6, 4260 N Harbor Blvd. Fullerton, CA	141,616.00	2020/8/10-2025/10/31

				92835		
3	Sunvalley Japan Co., Ltd			3 18 6 PVD 9	190.22	2018/6/1- 2024/5/31
4	Sunvalley Japan Co., Ltd			3 4 19	255.44	2022/8/1- 2025/7/31
5	ZBT International Trading GmbH	Aurelis Real Estate GmbH Co. KG		Halstenbe ker Weg 98C 25462 Relingen	1,804.00	2016/8/15- 2023/9/30
6				WORLD DC 28 2803B 2805 2806	1,031.76	2022/12/1- 2023/12/20
7				WORLD DC 28 2801 2802 2803A 2808	1,052.04	2022/12/1- 2023/12/20
8		()		WORLD E 202	102.00	2022/5/14- 2025/5/13
9				1 10 1003	103.41	2022/9/1- 2025/8/31

10%



10%

2

	2022 04 26	5,000	2022 09 20	500				4		
	2022 04 26	5,000	2022 10 20	1,000				4		
	2021 04 23	13,800	2021 11 16	1,000				6		
	2022 04 26	13,800	2022 02 22	900				6		
	2022 04 26	13,800	2022 04 14	2,300				4		
	2022 04 26	13,800	2022 05 23	950				6		
	2022 04 26	13,800	2022 06 24	2,000				4		
	2022 04 26	13,800	2022 07 21	2,000				4		
	2022	13,800	2022	900				6		

	04 26		07 28							
	2022 04 26	13,800	2022 09 29	1,500				6		
	2022 04 26	13,800	2022 12 07	800				4		
	2021 04 22	3,000	2021 12 21	1,200				6		
	2021 04 22	3,000	2022 04 28	1,000				6		
B1		40,000	B2							13,850
B3		40,000	B4							15,857.5
	2022 04 26	26,000	2022 07 29	750				4		
	2022 04 26	26,000	2022 07 29	2,500				4		
	2022 04 26	26,000	2022 07 29	4,147.5 9				4		
C1		40,000	C2							7,397.59
C3		40,000	C4							7,397.59
		80,000								21,247.59

A1+B1+C1		A2+B2+C2	
A3+B3+C3	80,000	A4+B4+C4	23,255.09
A4+B4+C4		151.44%	
D		0	
70% E		8,847.59	
50% F		14,684.98	
D+E+F		23,532.57	

3

1

2

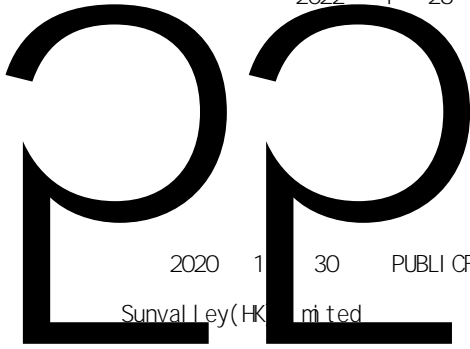
1,096,455,600
1,043,336,600
2022-04-26
2022-101
2022-049 2022-6-22

1,530,000,000

433,510,000

48,000,000

2022-0391 3239



2020-1-30 PUBLIC FINANCES DIRECTORATE GENERAL

Sunvalley (HK) Limited

2015-1-2019-8-9 VAT

495.0891

2018

27E3 4

13.5

:" 4

12-31

460.08 m

"

2018

1

	52,214,449	14.79%	16,000,000	0	0	- 11,043,040	4,956,960	57,171,409	15.49%	
1	0	0.00%	0	0	0	0	0	0	0.00%	
2	0	0.00%	0	0	0	0	0	0	0.00%	
3	48,230,521	13.66%	16,000,000	0	0	- 11,043,040	4,956,960	53,187,481	14.41%	
	16,263,007	4.61%	0	0	0	- 4,470,591	- 4,470,591	11,792,416	3.19%	
	31,967,514	9.05%	16,000,000	0	0	- 6,572,449	9,427,551	41,395,065	11.21%	
4	3,983,928	1.13%	0	0	0	0	0	3,983,928	1.08%	
	3,983,928	1.13%	0	0	0	0	0	3,983,928	1.08%	
	0	0.00%	0	0	0	0	0	0	0.00%	
	300,907,726	85.21%	0	0	0	11,043,040	11,043,040	311,950,766	84.51%	
1	300,907,726	85.21%	0	0	0	11,043,040	11,043,040	311,950,766	84.51%	
2	0	0.00%	0	0	0	0	0	0	0.00%	
3	0	0.00%	0	0	0	0	0	0	0.00%	
4	0	0.00%	0	0	0	0	0	0	0.00%	

	353,122,175	100.00%	16,000,000	0	0	0	16,000,000	369,122,175	100.00%

2022 6 29

2022

27

1,600

CAC [2022] 0001

353,122,175

369,122,175

2022 6 30

<http://www.cninfo.com.cn>

2022

2022-114

1 2022 4 22

2022

2022

394, 003

394, 003

2022 2
2



10			
10			
#	80,127,735		80,127,735
	19,500,000		19,500,000
	17,655,700		17,655,700
	6,830,910		6,830,910
	5,577,692		5,577,692
	1,786,950		1,786,950
	1,549,757		1,549,757
#	1,530,100		1,530,100
	1,432,034		1,432,034
	1,376,682		1,376,682
10			
10			
10			
5	15,000,000	65,127,735	80,127,735

10 10


10 10

2

	/			
		1994 03 18	61765650-1	

3

10			



4

80%

5

10%

6

	2023 04 20
	CAC [2023] 0120

CAC [2023] 0120

2022 12

31 2022

2022 12 31 2022

"

"

1

" "

2022 122, 849. 82

52. 33%

2

1

2

;

3

4

5

6

7

8

9

10

IT

IT

11

1

			2022	12	31	
2018	100%		101,052.89		2021	6
	RAVPover	Taotronics	VAVA			
			67,997.24			

2

1

2

3

4

5

6

7

1

2

3

4

5

6

中审华会计师事务所
(特殊普通合伙)

中国 天津

中国注册会计
(项目合伙人)

中国注册会计师

二〇二三年四月二十日

1

2022 12 31

	2022 12 31	2022 1 1
	290,411,687.32	298,503,310.96
	0.00	0.00
	0.00	0.00
	0.00	1,977,511.34
	0.00	0.00
	45,250,754.63	21,442,504.90
	301,447,478.36	395,154,622.15
	33,279,897.54	36,289,281.45
	25,054,537.54	72,967,822.41
	0.00	0.00
	0.00	0.00
	0.00	0.00
	53,036,999.98	64,965,539.20
	0.00	0.00
	0.00	0.00
	0.00	0.00
	351,819,379.53	475,457,850.20
	0.00	0.00
	0.00	0.00
	1,438,870.70	0.00
	48,326,657.45	43,846,534.38
	1,150,066,263.05	1,410,604,976.99
	0.00	0.00
	0.00	0.00
	0.00	0.00
	0.00	4,748,684.00
	30,598,112.66	32,126,326.31
	0.00	0.00
	14,999,965.88	14,999,965.88
	0.00	0.00

457, 931, 420. 39	474, 878, 514. 41
5, 546, 045. 76	9, 415, 175. 10
0. 00	0. 00
0. 00	0. 00
47, 802, 652. 17	84, 300, 102. 15
83, 157, 767. 49	104, 291, 957. 10
0. 00	916, 779. 84
335, 201, 843. 54	335, 201, 843. 54
15, 606, 011. 76	21, 454, 090. 07
128, 623, 093. 62	123, 912, 713. 60
21, 491, 332. 99	36, 123, 702. 30
1, 140, 958, 246. 26	1, 242, 369, 854. 30
2, 291, 024, 509. 31	2, 652, 974, 831. 29
242, 434, 023. 00	386, 811, 852. 60
0. 00	0. 00
0. 00	0. 00
0. 00	0. 00
0. 00	0. 00
223, 001, 032. 63	195, 310, 442. 71
483, 839, 897. 24	563, 344, 408. 55
0. 00	0. 00
19, 134, 004. 25	60, 782, 897. 93
0. 00	0. 00
0. 00	0. 00
0. 00	0. 00
0. 00	0. 00
26, 684, 496. 08	33, 030, 744. 35
20, 975, 905. 18	17, 387, 101. 10
303, 489, 544. 95	100, 255, 734. 47
0. 00	2, 143, 179. 27
0. 00	0. 00
0. 00	0. 00
0. 00	0. 00
0. 00	0. 00
544, 257, 332. 06	52, 850, 535. 29
11, 339, 623. 78	14, 512, 467. 51
1, 875, 155, 859. 17	1, 424, 286, 184. 51
0. 00	0. 00
116, 663, 298. 10	29/ i

	0.00	0.00
	0.00	0.00
	30,236,894.47	62,053,939.04
	0.00	320,445,904.60
	0.00	0.00
	83,430,046.23	52,658,234.83
	10,335,660.97	12,487,913.65
	3,800,479.20	3,728,311.25
	0.00	0.00
	244,466,378.97	745,150,045.85
	2,119,622,238.14	2,169,436,230.36
	369,122,175.00	353,122,175.00
	0.00	0.00
	0.00	0.00
	0.00	0.00
	1,186,778,398.06	1,128,241,324.71
	55,840,000.00	0.00
	-75,339,006.09	-6,456,997.97
	0.00	0.00
	26,928,612.04	26,928,612.04
	0.00	0.00
	-1,298,089,253.85	-1,037,995,836.38
	153,560,925.16	463,839,277.40
	17,841,346.01	19,699,323.53
	171,402,271.17	483,538,600.93
	2,291,024,509.31	2,652,974,831.29

2

	2022 12 31	2022 1 1
	116,966,958.80	123,898,693.10
	11,861,521.09	11,573,666.17
	174,637,559.99	113,093,741.70
	1,436,098.22	1,486,146.11
	79,711,503.52	37,868,564.50
	20,363,514.67	152,745,416.01
	38,021,734.97	56,738,379.65

	1, 438, 870. 70	
	1, 730, 304. 18	
	446, 168, 066. 14	497, 404, 607. 24
		4, 252, 208. 26
	1, 201, 268, 224. 54	1, 189, 005, 953. 93
	132, 804, 061. 18	148, 863, 966. 96
	3, 132, 601. 41	5, 377, 756. 65
	10, 796, 098. 97	11, 984, 792. 73
	29, 911, 024. 39	19, 722, 371. 68
	5, 175, 126. 74	9, 480, 056. 74
	1, 383, 087, 137. 23	1, 388, 687, 106. 95
	1, 829, 255, 203. 37	1, 886, 091, 714. 19
	105, 160, 597. 22	238, 159, 673. 22
	110, 791, 928. 21	43, 007, 576. 95
	309, 644, 902. 29	208, 382, 455. 41
	14, 431, 513. 12	31, 322, 173. 83
	6, 616, 023. 03	6, 756, 424. 29
	1, 552, 069. 36	1, 203, 040. 85
	141, 821, 630. 14	203, 253, 262. 71
		1, 211, 024. 15
	248, 655, 159. 55	
	6, 105, 572. 07	4, 461, 882. 60
	944, 779, 394. 99	736, 546, 489. 86

	48,887,434.46	267,750,000.00
		49,526,785.17
	31,018,840.05	
	3,192,663.91	4,273,026.19
	359,526.93	
	83,458,465.35	321,549,811.36
	1,028,237,860.34	1,058,096,301.22
	369,122,175.00	353,122,175.00
	1,154,679,830.70	1,096,286,077.58
	55,840,000.00	
	26,928,612.04	26,928,612.04
	-693,873,274.71	-648,341,451.65
	801,017,343.03	827,995,412.97
	1,829,255,203.37	1,886,091,714.19

3

	2022	2021
	2,350,816,014.45	3,659,752,249.38
	2,350,816,014.45	3,659,752,249.38
	2,525,114,810.14	4,123,387,613.37
	1,798,509,962.63	2,835,285,830.22

	6, 973, 107. 23	5, 280, 329. 29
	494, 799, 436. 94	861, 932, 343. 14
	199, 055, 952. 00	190, 000, 121. 48
	46, 234, 354. 95	108, 365, 393. 38
	- 20, 458, 003. 61	122, 523, 595. 86
	90, 596, 764. 08	65, 096, 373. 15
	1, 390, 713. 94	2, 191, 021. 30
	9, 661, 784. 28	19, 020, 313. 78
" "	- 2, 169, 697. 10	45, 421, 263. 58
	- 3, 222, 809. 40	- 1, 257, 610. 13
" -"		
" "		
" "		- 996, 991. 57
" -"	- 14, 461, 792. 03	- 42, 115, 188. 01
" -"	- 71, 667, 587. 69	- 1, 134, 255, 287. 52
" -"	863, 471. 11	- 123, 289. 27
" "	- 252, 072, 617. 12	- 1, 576, 684, 543. 00
	815, 046. 43	790, 220. 33
	8, 091, 468. 35	8, 694, 476. 92
" "	- 259, 349, 039. 04	- 1, 584, 588, 799. 59
	759, 698. 05	- 61, 081, 935. 71
" "	- 260, 108, 737. 09	- 1, 523, 506, 863. 88
1. "	- 260, 108, 737. 09	- 1, 523, 506, 863. 88
2. "		
1.	- 260, 093, 417. 47	- 1, 523, 629, 920. 80
2.	- 15, 319. 62	123, 056. 92
	- 68, 768, 739. 57	1, 216, 219. 02
	- 68, 882, 008. 12	2, 687, 477. 02

1.		
2.		
3.		
4.		
5.		
	- 68, 882, 008. 12	2, 687, 477. 02
1.		
2.		
3.		
4.		
5.		
6.	- 68, 882, 008. 12	2, 687, 477. 02
7.		
	113, 268. 55	- 1, 471, 258. 00
	- 328, 877, 476. 66	- 1, 522, 290, 644. 86
	- 328, 975, 425. 59	- 1, 520, 942, 443. 78
	97, 948. 93	- 1, 348, 201. 08
	- 0. 74	- 4. 3147
	- 0. 72	- 4. 3147
	0. 00	0. 00

4

	2022	2021
	625, 141, 314. 86	439, 128, 081. 73
	543, 228, 734. 95	389, 851, 936. 54
	2, 552, 455. 57	1, 243, 233. 23
	6, 902, 638. 49	6, 166, 068. 11
	50, 940, 974. 36	27, 233, 179. 51
	9, 310, 149. 81	5, 908, 627. 31
	64, 887, 216. 10	56, 278, 000. 85
	70, 061, 043. 45	50, 222, 101. 89
	613, 457. 76	770, 700. 80
	2, 333, 661. 45	4, 779, 084. 86
" "	1, 795. 80	90, 779. 04

" - "		
" "		
" "		
" - "	- 2, 133, 109. 08	- 3, 781, 455. 53
" - "	- 981, 651. 70	- 681, 352, 491. 87
" - "	152, 326. 42	- 106, 543. 43
" "	- 53, 307, 831. 53	- 727, 923, 590. 75
	289, 835. 15	304, 926. 68
	2, 342, 952. 46	1, 034, 217. 53
" "	- 55, 360, 948. 84	- 728, 652, 881. 60
	- 9, 829, 125. 78	- 7, 962, 893. 08
" "	- 45, 531, 823. 06	- 720, 689, 988. 52
" "	- 45, 531, 823. 06	- 720, 689, 988. 52
" "		
1.		
2.		
3.		
4.		
5.		
1.		
2.		
3.		
4.		
5.		
6.		
7.		
	- 45, 531, 823. 06	- 720, 689, 988. 52

	328,164,263.31	556,516,330.46
	77,499,200.00	5,000,000.00
	461,503,463.31	561,516,330.46
	501,091,897.20	634,478,030.74
	30,693,764.71	61,205,736.68
	56,788.00	
	57,881,942.55	70,292,506.29
	589,667,604.46	765,976,273.71
	-128,164,141.15	-204,459,943.25
	3,165,750.18	19,164,355.25
	-24,474,134.21	-83,814,074.15
	171,153,763.54	254,967,837.69
	146,679,629.33	171,153,763.54

6

	2022	2021
	598,045,926.46	511,591,090.52
	24,952,381.68	21,987,828.95
	732,695,464.69	632,687,761.23
	1,355,693,772.83	1,166,266,680.70
	461,690,672.14	346,821,243.73
	60,598,474.67	57,208,479.47
	2,442,446.44	944,079.35
	656,788,275.18	608,923,659.18
	1,181,519,868.43	1,013,897,461.73
	174,173,904.40	152,369,218.97
	10,000,000.00	315,180,000.00
	1,795.80	90,779.04
	10,001,795.80	315,270,779.04
	16,544,920.69	15,432,209.04
	15,000,000.00	306,180,000.00



-	-	-	-	-
68,8	260,	328,	97,9	328,
82,0	093,	975,	48,9	877,
08,1	417,	425,	3	476,
2	47	59		

6														0.00	
														0.00	
1														0.00	
2														0.00	
					143,320.23								143,320.23	39,081.60	182,401.83
	369,122,175.00				1,186,778,398.06	55,840,000.00	-75,339,006.09		26,928,612.04		-1,298,089,253.85		153,560,925.16	17,841,346.01	171,402,271.17

	2021														
	353,122,175.00				1,100,563,884.71		-9,144,474.99		26,928,612.04		506,821,414.92		1,978,291,681.68	22,700,164.78	2,000,991,776.46
	353,122,175.00				1,100,563,884.71		-9,144,474.99		26,928,612.04		506,821,414.92		1,978,291,681.68	22,700,164.78	2,000,991,776.46

1															
2															
3											- 21,1 87,3 30.5 0		- 21,1 87,3 30.5 0		- 21,1 87,3 30.5 0
4															
1															
2															
3															
4															

5															
6															
1															
2															
	353, 122, 175. 00				1, 12 8, 24 1, 32 4. 71	- 6, 45 6, 99 7. 97		26, 9 28, 6 12. 0 4		- 1, 03 7, 99 5, 83 6. 38		463, 839, 277. 40	19, 6 99, 3 23. 5 3	483, 538, 600. 93	

8

	2022											
	353, 1 22, 17 5. 00				1, 096 , 286, 077. 5 8				26, 92 8, 612 . 04	- 648, 3 41, 45 1. 65		827, 9 95, 41 2. 97

	353,1		1,096		26,92	-	827,9
	22,17		,286,		8,612	648,3	95,41
	5.00		077.5		.04	41,45	2.97
			8			1.65	
	16,00		58,39	55,84		-	-
	0,000		3,753	0,000		45,53	26,97
	.00		.12	.00		1,823	8,069
"						.06	.94
"							

1												
2												
3												
1												
2												
3												
4												
5												

6												
1												
2												
	369,1 22,17 5.00				1,154 ,679, 830.7 0	55,84 0,000 .00			26,92 8,612 .04	- 693,8 73,27 4.71		801,0 17,34 3.03

	2021											
	353,1 22,17 5.00				1,096 ,286, 077.5 8				26,92 8,612 .04	93,53 5,867 .37		1,569 ,872, 731.9 9
	353,1 22,17 5.00				1,096 ,286, 077.5 8				26,92 8,612 .04	93,53 5,867 .37		1,569 ,872, 731.9 9
										- 741,8 77,31 9.02		- 741,8 77,31 9.02

"			
"			
		-	-
		720,6	720,6
		89,98	89,98
		8,52	8,52
1			
2			
3			
4			
		-	-
		21,18	21,18
		7,330	7,330
		.50	.50
1			
2			
s			

2												
	353,1 22,17 5.00				1,096 ,286, 077.5 8				26,92 8,612 .04	- 648,3 41,45 1.65		827,9 95,41 2.97

" " " " 1994 11 11

2010 12 22

91440606617643049A

369,122,175.00

369,122,175

1

2015 6 10

2023 4 20

40

13

1

"

" "

"

40

13

1

"

" "

"

1

2

12

1

2

1 1 12 31

3

12

4

5

1

2

12

7

" 22 "

8 --

8

9

1

2

"

"

"

"

10

1

1

2

3

2

1

2

3

4

5

6

3

1

2

1

2

4

5

6

12

90

7

11

12

12

1

2

1	2
2	

1	
2	

1

2

0

3

3

4

16

17

1

2

3

18

19

20

21

22

1 " 10 "

2

1

" " " "

" " " "

" "

22 --

3

1

2

--

20

124

3

4

" 6 "

23

24

1

2

		20	4%	4. 80%
		10	4%	9. 60%
		3- 5	4% 10%	18% 32%
		3- 5	4% 10%	18% 32%
		3- 5	4% 10%	18% 32%

3

25

1

2

14 --

1 --

26

1

1

2

3

2

3

3

4

2

33

34

1

2

1

2

3

1

2

4

1

2

3

35

36

1

1

2

3

2

37

1

1

2

2

2

39

1

(1)

(2)

(3)

2

(1)

(2)

(3)

(4)



A

" "

B

" "

2

3

4

41 /

42

1

1

2

-
-
-
-
-

-
-
-

(12)

43

1

1

2

3

2

1

2

3

4

3

22 --

1

2

44

1

--	--	--

1

1			15				
2021	12	30		15	[2021] 35	"	"
					" "		"
2022	1	1	[2021] 35				
	2		16				
2022	11	30		16	[2022] 31	"	
				" "			
		"		[2022] 31			

2

45

1



--	--	--

	8.25%	16.5%
Red Bud (HK) Limited	8.25%	16.5%
Sunvalley (HK) Limited	8.25%	16.5%
Profound Century Limited	8.25%	16.5%
Heritage Wisdom Limited	8.25%	16.5%
Spectrum Power Company Limited	8.25%	16.5%
Sunvalley (HK) Technology Limited	8.25%	16.5%
Paris Rhone (HK) Technology Limited	8.25%	16.5%
Saca Precision Technology S.r.l.	24%	3.9%
Donati S.r.l	24%	3.9%
Sunvalleytek International, Inc.	21%	
Collections Corp.	21%	
VAVA International Inc.	21%	
ATI INC.	21%	
TII INC.	21%	
Sunvalley Japan Co., Ltd	15%	23.2
FuT	15%	23.2
SENFREEDTECHNOLOGY LIMITED	19.00%	
Evajoy SARL	25.00%	
EURO-TECH Distribution	25.00%	
ZBT International Trading GmbH	15%	5.5%
SIG GmbH	15%	5.5%

2

2021 12 20 (: GR202144008357) 2021-
2023 15%
2021 12 20 (: GR202144008659) 2021- 2023
15%

2021 8
2021 1 1 2022 12 31 100 12.5%
20% 2022 13
100 300 25% 20%
2022 1 1 2024 12 31

3

[2008] 28

1

	4, 410. 60	8, 974. 33
	238, 626, 897. 58	250, 413, 472. 71
	51, 780, 379. 14	48, 080, 863. 92
	290, 411, 687. 32	298, 503, 310. 96
	59, 581, 295. 80	85, 135, 419. 43
	143, 732, 057. 99	127, 349, 547. 42

	17, 000, 000. 00
	26, 057, 534. 35
	1, 452, 303. 20
	7, 270, 541. 59
	51, 780, 379. 14

2

	0. 00	1, 977, 511. 34
	0. 00	1, 903, 408. 34
	0. 00	74, 103. 00
	0. 00	0. 00
	0. 00	1, 977, 511. 34

3

	0. 00	0. 00

	0.00	0.00
--	------	------

4

1

	45,250,754.63	17,061,877.88
		4,380,627.02
	45,250,754.63	21,442,504.90

2

3

	0.00
	0.00
	0.00

4

--	--	--

	736, 008. 02	30, 609, 782. 79
	0. 00	0. 00
	736, 008. 02	30, 609, 782. 79

5

--	--

6

--	--

--	--	--	--	--	--

5

1

	43, 156, 312. 18	11. 84%	37, 415, 159. 95	86. 70%	5, 741, 152. 23	48, 225, 294. 14	10. 32%	47, 824, 673. 78	99. 17%	400, 620. 36
	31, 674, 007. 72	8. 69%	31, 674, 007. 72	100. 00%	0. 00	45, 014, 432. 84	9. 63%	45, 014, 432. 84	100. 00%	0. 00
	11, 482, 304. 46	3. 15%	5, 741, 152. 23	50. 00%	5, 741, 152. 23	3, 210, 861. 30	0. 69%	2, 810, 240. 94	87. 52%	400, 620. 36
	0. 00	0. 00%	0. 00	0. 00%	0. 00	0. 00	0. 00%	0. 00	0. 00%	0. 00
	321, 162, 004. 84	88. 16%	25, 455, 678. 71	7. 93%	295, 706, 326. 13	419, 193, 871. 39	89. 68%	24, 439, 869. 60	5. 83%	394, 754, 001. 79

	321,162,004.84	88.16%	25,455,678.71	7.93%	295,706,326.13	419,193,871.39	89.68%	24,439,869.60	5.83%	394,754,001.79
	0.00	0.00%	0.00	0.00%	0.00	0.00	0.00%	0.00	0.00%	0.00
	0.00	0.00%	0.00	0.00%	0.00	0.00	0.00%	0.00	0.00%	0.00
	364,318,317.02	100.00%	62,870,838.66	17.26%	301,447,478.36	467,419,165.53	100.00%	72,264,543.38	15.46%	395,154,622.15

37,415,159.95

1	73,499.21	73,499.21	100.00%
2	496,424.20	496,424.20	100.00%
3	304,425.10	304,425.10	100.00%
4	50,900.00	50,900.00	100.00%
5	79,819.20	79,819.20	100.00%
6	298,133.20	298,133.20	100.00%
7	46,727.49	46,727.49	100.00%
8	55,504.40	55,504.40	100.00%
9	378,377.20	378,377.20	100.00%
10	146,633.40	146,633.40	100.00%
11	983,557.40	983,557.40	100.00%
12	183,479.66	183,479.66	100.00%
13	43,594.50	43,594.50	100.00%
14	150,346.75	150,346.75	100.00%
15	245,856.00	245,856.00	100.00%
16	9,214,598.51	9,214,598.51	100.00%
17	1,531,990.60	1,531,990.60	100.00%
18	813,271.73	813,271.73	100.00%
19	3,406,160.07	3,406,160.07	100.00%
20	11,482,304.46	5,741,152.23	50.00%
	13,170,709.10	13,170,709.10	100.00%
	43,156,312.18	37,415,159.95	

25, 455, 678.71

1	1	272, 790, 697. 38	7, 171, 037. 63	1. 69%
1	2	27, 262, 812. 70	3, 768, 803. 65	14. 39%
2	3	7, 080, 318. 46	2, 690, 450. 17	39. 17%
3	4	7, 949, 437. 19	5, 746, 648. 15	72. 29%
4	5	3, 995, 190. 05	3, 995, 190. 05	100. 00%
5		2, 083, 549. 06	2, 083, 549. 06	100. 00%
		321, 162, 004. 84	25, 455, 678. 71	

☑

1	1	277, 381, 254. 50	
1	2	51, 971, 310. 03	
2	3	7, 432, 860. 66	
3		27, 532, 891. 83	
3	4	9, 481, 427. 79	
4	5	12, 606, 368. 37	
5		5, 445, 095. 67	
		364, 318, 317. 02	

2

:	24, 439, 869. 60	822, 579. 25	0. 00	0. 00	193, 229. 86	25, 455, 678. 71
	47, 824, 673. 78	6, 918, 874. 19	0. 00	19, 071, 158. 56	1, 742, 770. 54	37, 415, 159. 95
	72, 264, 543. 38	7, 741, 453. 44	0. 00	19, 071, 158. 56	1, 936, 000. 40	62, 870, 838. 66

--	--	--

3

	19, 071, 158. 56

		16, 820, 399. 04			
1		1, 020, 816. 54			
		17, 841, 215. 58			

4

1	44, 372, 739. 26	12. 18%	749, 899. 29
2	18, 276, 353. 91	5. 02%	308, 870. 38
3	13, 589, 447. 23	3. 73%	229, 661. 66
4	11, 482, 304. 46	3. 15%	5, 741, 152. 24
5	9, 649, 305. 49	2. 65%	1, 388, 535. 06
	97, 370, 150. 35	26. 73%	

5

6

8

	0.00	0.00
	0.00	0.00
	53,036,999.98	64,965,539.20
	53,036,999.98	64,965,539.20

1

1

	0.00	0.00

2

--	--	--	--	--

3

2

1

()		
	0.00	0.00

2

1

()				
-----	--	--	--	--

3

3

1

	8,927,936.18	4,198,332.22
	8,152,394.08	17,038,008.25
	644,195.24	1,110,292.17
	435,424.11	425,119.11
	14,306,409.45	12,292,899.01
	34,146,438.56	36,916,187.73
	66,612,797.62	71,980,838.49

2

	12	()	()	
2022 1 1	0.00	6,122,673.34	892,625.95	7,015,299.29
2022 1 1				
---	0.00	0.00	0.00	0.00
---	0.00	0.00	0.00	0.00
---	0.00	0.00	0.00	0.00
---	0.00	0.00	0.00	0.00
	0.00	3,500,016.29	3,220,322.30	6,720,338.59
	0.00	0.00	0.00	0.00
	0.00	0.00	0.00	0.00
	0.00	0.00	0.00	0.00
	0.00	-174,306.76	14,466.52	-159,840.24
2022 12 31	0.00	9,448,382.87	4,127,414.77	13,575,797.64

1 1		20,850,617.97
1 2		5,873,840.37
2 3		36,419,293.08

3	3, 469, 046. 20
3 4	2, 024, 909. 71
4 5	461, 892. 20
5	982, 244. 29
	66, 612, 797. 62

3

--	--	--	--	--	--	--

--	--	--

4

--	--

--	--	--	--	--	--

5

--

--	--	--	--	--

7

8

9

1

	14,037,412.2 2	540,117.55	13,497,294.6 7	21,324,069.5 2	627,863.59	20,696,205.9 3
	5,016,359.60	0.00	5,016,359.60	22,123,296.5 3	0.00	22,123,296.5 3
	351,820,740. 69	111,738,538. 06	240,082,202. 63	810,010,044. 15	421,994,276. 45	388,015,767. 70
	70,687,375.0 1	0.00	70,687,375.0 1	15,449,754.9 1	0.00	15,449,754.9 1
	20,391,751.6 9	677,242.47	19,714,509.2 2	24,460,499.2 2	860,425.75	23,600,073.4 7
	2,557,201.55	0.00	2,557,201.55	5,449,321.69	0.00	5,449,321.69
	264,436.85	0.00	264,436.85	123,429.97	0.00	123,429.97
	464,775,277. 61	112,955,898. 08	351,819,379. 53	898,940,415. 99	423,482,565. 79	475,457,850. 20

2

--	--	--	--	--

	627, 863. 59	209, 480. 78		297, 226. 82		540, 117. 55
	0. 00					0. 00
	421, 994, 276. 45	69, 699, 839. 7 0		379, 940, 633. 27	14, 944. 82	111, 738, 538. 06
	860, 425. 75	346, 114. 33		529, 297. 61		677, 242. 47
	423, 482, 565. 79	70, 255, 434. 8 1		380, 767, 157. 70	14, 944. 82	112, 955, 898. 08

3

4

10

			0. 00			0. 00

--	--	--

			/	
--	--	--	---	--

11

--	--	--	--	--	--	--

12

	1, 438, 870. 70	0. 00
	1, 438, 870. 70	0. 00

/

13

	34, 474, 941. 96	22, 236, 021. 24
	5, 144, 916. 78	11, 983, 365. 94
	5, 864, 124. 85	7, 930, 898. 71
	2, 842, 673. 86	1, 696, 248. 49
	48, 326, 657. 45	43, 846, 534. 38

14

			0. 00			0. 00

	12	()	()
2022 1 1			

15

	0.00			0.00				

	12	()	()				
2022 1 1							

16

1

	1,438,870.70	0.00	1,438,870.70	4,748,684.00	0.00	4,748,684.00	
	61,129.30	0.00	61,129.30	251,316.00	0.00	251,316.00	
	1,438,870.70	0.00	1,438,870.70		0.00	0.00	
		0.00	0.00	4,748,684.00	0.00	4,748,684.00	

	12	()	()				
2022 1 1							

2

3

17

	3,014,343.38	0.00		- 3,201.13				0.00	0.00	3,011,142.25	0.00
	29,111,982.93	0.00		- 2,235,494.42				0.00	0.00	26,876,488.51	0.00
	0.00	2,000,000.00		- 934,800.86				0.00	- 354,717.24	710,481.90	0.00
	0.00	160,000.00		- 34,670.99				125,329.01	0.00	0.00	125,329.01
	0.00	0.00		- 14,642.00				0.00	14,642.00	0.00	0.00
	32,126,326.31	2,160,000.00		- 3,222,809.40				125,329.01	- 340,075.24	30,598,112.66	125,329.01
	32,126,326.31	2,160,000.00		- 3,222,809.40				125,329.01	- 340,075.24	30,598,112.66	125,329.01

18



	457, 931, 420. 39	474, 878, 514. 41
--	-------------------	-------------------

1

1.	225, 720, 661. 55	419, 384, 187. 44	19, 530, 112. 8 6	22, 569, 314. 7 8	128, 577, 790. 48	815, 782, 067. 11
2.	1, 500, 800. 70	41, 668, 624. 3 4	950, 796. 48	531, 992. 28	18, 633, 419. 0 1	63, 285, 632. 8 1
1	135, 229. 36	22, 045, 398. 2 9	950, 796. 48	531, 992. 28	5, 303, 763. 12	28, 967, 179. 5 3
2	1, 365, 571. 34	19, 623, 226. 0 5	0. 00	0. 00	13, 329, 655. 8 9	34, 318, 453. 2 8
3	0. 00	0. 00	0. 00	0. 00	0. 00	0. 00
	0. 00	0. 00	0. 00	0. 00	0. 00	0. 00
3.	0. 00	10, 502, 799. 2 9	893, 872. 25	3, 798, 074. 00	4, 253, 964. 43	19, 448, 709. 9 7
1	0. 00	10, 704, 525. 1 2	936, 669. 54	3, 876, 966. 03	4, 287, 299. 09	19, 805, 459. 7 8
	0. 00	0. 00	0. 00	0. 00	0. 00	0. 00
4.	227, 221, 462. 25	450, 550, 012. 49	19, 587, 037. 0 9	19, 303, 233. 0 6	142, 957, 245. 06	859, 618, 989. 95
1.	52, 084, 962. 7 7	173, 168, 119. 02	13, 857, 655. 3 1	17, 284, 482. 3 6	80, 805, 583. 7 0	337, 200, 803. 16
2.	10, 310, 686. 8 1	41, 530, 290. 3 9	1, 475, 546. 48	2, 006, 543. 46	18, 071, 262. 6 0	73, 394, 329. 7 4
1	10, 310, 686. 8 1	41, 530, 290. 3 9	1, 475, 546. 48	2, 006, 543. 46	18, 071, 262. 6 0	73, 394, 329. 7 4
	0. 00	0. 00	0. 00	0. 00	0. 00	0. 00
3.	0. 00	5, 679, 448. 61	701, 580. 86	3, 447, 624. 88	3, 778, 390. 48	13, 607, 044. 8 3
1	0. 00	5, 783, 192. 70	736, 417. 28	3, 490, 344. 43	3, 818, 777. 50	13, 828, 731. 9 1
	0. 00	-103, 744. 09	-34, 836. 42	-42, 719. 55	-40, 387. 02	-221, 687. 08
4.	62, 395, 649. 5 8	209, 018, 960. 80	14, 631, 620. 9 3	15, 843, 400. 9 4	95, 098, 455. 8 2	396, 988, 088. 07
1.	0. 00	3, 702, 749. 54	0. 00	0. 00	0. 00	3, 702, 749. 54
2.	0. 00	1, 286, 823. 87	0. 00	0. 00	0. 00	1, 286, 823. 87
1	0. 00	1, 286, 823. 87	0. 00	0. 00	0. 00	1, 286, 823. 87

	0.00	0.00	0.00	0.00	0.00	0.00
3.	0.00	290,091.92	0.00	0.00	0.00	290,091.92
1	0.00	290,091.92	0.00	0.00	0.00	290,091.92
	0.00	0.00	0.00	0.00	0.00	0.00
4.	0.00	4,699,481.49	0.00	0.00	0.00	4,699,481.49
1.	164,825,812. 67	236,831,570. 20	4,955,416.16	3,459,832.12	47,858,789.2 4	457,931,420. 39
2.	173,635,698. 78	242,513,318. 88	5,672,457.55	5,284,832.42	47,772,206.7 8	474,878,514. 41

2

	13,770,322.90	5,625,172.05	0.00	8,145,150.85	

3

--	--	--	--	--

4

--	--	--	--

5

--	--	--	--

22

	2,749,240.14	5,080,179.29
	2,796,805.62	4,334,995.81
	5,546,045.76	9,415,175.10

1

	2,749,240.14	0.00	2,749,240.14	5,080,179.29	0.00	5,080,179.29
	2,749,240.14	0.00	2,749,240.14	5,080,179.29	0.00	5,080,179.29

2



/												
/	400,000.00	0.00	390,391.70	0.00	0.00	390,391.70	97.60%	97.6	0.00	0.00	0.00%	
	400,000.00	359,098.12	1,791.62	360,889.74	0.00	0.00	90.22%	100	0.00	0.00	0.00%	
2710	100,000.00	104,681.12	0.00	104,681.12	0.00	0.00	104.68%	100	0.00	0.00	0.00%	
	150,000.00	139,910.05	48,925.73	188,835.78	0.00	0.00	125.89%	100	0.00	0.00	0.00%	
SH2710	400,000.00	365,666.24	14,701.10	380,367.34	0.00	0.00	95.09%	100	0.00	0.00	0.00%	
CBZ	500,000.00	0.00	516,568.50	516,568.50	0.00	0.00	103.31%	100	0.00	0.00	0.00%	
CBZ	450,000.00	0.00	439,278.35	439,278.35	0.00	0.00	97.62%	100	0.00	0.00	0.00%	
	4,472,566.36	0.00	4,472,566.36	4,472,566.36	0.00	0.00	100.00%	100	0.00	0.00	0.00%	

CBZ	1,000,000.00	0.00	1,018,893.66	1,018,893.66	0.00	0.00	101.89%	100	0.00	0.00	0.00%	
/												
6	465,486.73	0.00	465,486.73	465,486.73	0.00	0.00	100.00%	100	0.00	0.00	0.00%	
16	964,247.79	0.00	964,247.79	964,247.79	0.00	0.00	100.00%	100	0.00	0.00	0.00%	
	1,365,571.34	0.00	1,365,571.34	1,365,571.34	0.00	0.00	100.00%	100	0.00	0.00	0.00%	
CBZ	550,000.00	0.00	548,672.60	0.00	0.00	548,672.60	99.76%	99.76	0.00	0.00	0.00%	
	30,662,120.01	3,586,090.85	27,106,511.13	29,358,740.77	0.00	1,333,861.21			0.00	0.00	0.00%	

3

--	--	--	--	--	--	--

4

	2,796,805.62	0.00	2,796,805.62	4,334,995.81	0.00	4,334,995.81
	2,796,805.62		2,796,805.62	4,334,995.81		4,334,995.81

23

1

2

24

25

1.	112, 410, 248. 56	112, 410, 248. 56
2	12, 561, 329. 94	12, 561, 329. 94
1	12, 561, 329. 94	12, 561, 329. 94
3.	44, 123, 289. 24	44, 123, 289. 24
1	50, 221, 157. 11	50, 221, 157. 11
2	-6, 097, 867. 87	-6, 097, 867. 87
4.	80, 848, 289. 26	80, 848, 289. 26
1.	28, 110, 146. 41	28, 110, 146. 41
2	25, 201, 917. 50	25, 201, 917. 50
1	25, 201, 917. 50	25, 201, 917. 50
3.	20, 266, 426. 82	20, 266, 426. 82
1	22, 044, 536. 93	22, 044, 536. 93
	-1, 778, 110. 11	-1, 778, 110. 11
4.	33, 045, 637. 09	33, 045, 637. 09
1.		
2		
1		
3.		
1		
4.		
1.	47, 802, 652. 17	47, 802, 652. 17

2	84,300,102.15	84,300,102.15
---	---------------	---------------

26

1

1.	40,074,482.00	38,954,013.35	576,514.65	27,700,160.18	98,962,409.90	120,000.00	102,086.68	206,489,666.76
2.		1,049,717.90		878,850.89	0.00			1,928,568.79
1		1,049,717.90		878,850.89	0.00			1,928,568.79
2								
3								
3.		1,018,065.59		-81,383.24	-5,581,157.53	120,000.00	0.00	-4,524,475.18
1		1,049,717.90				120,000.00	0.00	1,169,717.90
		-31,652.31		-81,383.24	-5,581,157.53			-5,694,193.08
4.	40,074,482.00	38,985,665.66	576,514.65	28,660,394.31	104,543,567.43	0.00	102,086.68	212,942,710.73
1.	9,591,127.41	9,133,920.09	187,367.28	12,871,988.33	39,260,545.85	39,000.00	64,654.72	71,148,603.68
2.	859,948.05	1,182,448.90		3,766,315.03	16,939,051.91	8,000.00	20,417.28	22,776,181.17
1	859,948.05	1,182,448.90		3,766,315.03	16,939,051.91	8,000.00	20,417.28	22,776,181.17
3.		49,208.47		-4,374.79	3,892,840.21	47,000.00	0.00	3,801,006.53

ES-PCN001 435, 666. 2
3

42,763.01

2

15.58%

15.93%

	2023	2024	2025	2026	2027	
	-2.04%	23.95%	16.50%	9.16%	4.17%	0.00%
	37.79%	39.65%	39.73%	39.79%	39.89%	39.76%
	1.63%	5.75%	5.89%	5.90%	5.94%	5.92%

Donati S.r.l

29

	5,470,267.24	1,005,652.39	2,605,599.16	0.00	3,870,320.47
	12,282,627.77	7,226,425.94	11,453,924.12	-412,918.83	8,468,048.42
	2,022,482.53	1,950,088.35	3,830,531.46	-177,803.56	319,842.98
	1,461,705.33	3,146,812.26	2,120,959.51	0.00	2,487,558.08
	217,007.20	525,155.01	347,369.82	-65,449.42	460,241.81
	21,454,090.07	13,854,133.95	20,358,384.07	-656,171.81	15,606,011.76

30

/

1

	153,677,424.77	30,971,469.79	457,921,377.00	95,628,543.40
	422,915,054.05	84,036,325.30	155,141,585.09	24,367,140.06
	47,713,534.26	7,157,030.14	26,113,534.26	3,917,030.14
	12,036,282.51	1,805,442.38	0.00	0.00
	31,018,840.05	4,652,826.01	0.00	0.00
	667,361,135.64	128,623,093.62	639,176,496.35	123,912,713.60

2

	11,476,000.00	1,721,400.00	22,952,000.00	3,442,800.00
500	13,860,528.00	2,079,079.20	0.00	0.00
	0.00	0.00	1,903,408.33	285,511.25
	25,336,528.00	3,800,479.20	24,855,408.33	3,728,311.25

3

		128,623,093.62		123,912,713.60
		3,800,479.20		3,728,311.25

4

		784,227,443.22	411,809,469.00
		72,609,071.97	79,592,886.98
		52,411,206.18	52,658,234.83
		57,584,507.53	152,390,688.27
		966,832,228.90	696,451,279.08

5

2022			2017
2023	187,724.10	191,632.51	2018
2024	223,349.04	3,349,276.78	2019
2025	33,663,420.63	45,842,540.04	2020
2026	350,876,381.96	362,426,019.67	2021
2027	399,276,567.49	0.00	2022
	784,227,443.22	411,809,469.00	

31

	9,188,022.75	0.00	9,188,022.75	27,963,429.9	0.00	27,963,429.9

				9		9
	5, 571, 680. 00	0. 00	5, 571, 680. 00	3, 187, 850. 00	0. 00	3, 187, 850. 00
	6, 731, 630. 24	0. 00	6, 731, 630. 24	4, 596, 172. 31	0. 00	4, 596, 172. 31
	0. 00	0. 00	0. 00	376, 250. 00	0. 00	376, 250. 00
	0. 00	0. 00	0. 00	0. 00	0. 00	0. 00
	21, 491, 332. 9 9	0. 00	21, 491, 332. 9 9	36, 123, 702. 3 0	0. 00	36, 123, 702. 3 0

32

1



35 " * L 3



	0.00	0.00

35

	0.00	0.00
	223,001,032.63	195,310,442.71
	223,001,032.63	195,310,442.71

0.00

36

1

	442,856,665.57	521,893,845.90
	11,683,553.49	8,434,239.97
	26,014,455.60	28,643,321.04
	2,403,059.68	2,932,304.27
	882,162.90	1,440,697.37
	483,839,897.24	563,344,408.55

2

1

--	--	--

37

1

	0.00	0.00

2

1

--	--	--

38

	19,134,004.25	60,782,897.93
	19,134,004.25	60,782,897.93

--	--	--

39

1

	31,589,384.71	249,280,795.18	256,510,687.69	24,359,492.20
	1,441,359.64	12,944,411.92	12,739,511.68	1,646,259.88
	0.00	7,672,870.21	6,994,126.21	678,744.00
	0.00	0.00	0.00	0.00
	33,030,744.35	269,898,077.31	276,244,325.58	26,684,496.08

2

1	31,047,256.25	227,212,174.86	234,534,634.16	23,724,796.95
2	0.00	10,948,410.57	10,940,045.85	8,364.72
3	510,064.26	8,190,267.13	8,084,000.86	616,330.53
	510,064.26	7,632,022.73	7,525,756.46	616,330.53
	0.00	501,470.39	501,470.39	0.00
	0.00	56,774.01	56,774.01	0.00
4	0.00	2,559,544.18	2,559,544.18	0.00
5	32,064.20	370,398.44	392,462.64	10,000.00
6	0.00	0.00	0.00	0.00
7	0.00	0.00	0.00	0.00
	31,589,384.71	249,280,795.18	256,510,687.69	24,359,492.20

3

1	145,125.47	11,880,443.67	11,761,174.46	264,394.68
2	79,332.08	751,812.33	774,044.17	57,100.24
3	1,216,902.09	312,155.92	204,293.05	1,324,764.96
	1,441,359.64	12,944,411.92	12,739,511.68	1,646,259.88

40

	1,599,701.74	1,531,058.35
	474,496.19	362,196.28
	2,746,055.82	1,559,447.22
	681,995.60	747,853.97
	1,272,259.93	0.00
	80,691.81	0.00
	294,983.85	287,807.54
	198,655.88	214,750.92
	425,285.69	72,072.36
	13,151,098.50	12,312,624.51
	50,680.17	299,289.95
	20,975,905.18	17,387,101.10

41

	0.00	2,143,179.27
	0.00	0.00
	303,489,544.95	98,112,555.20
	303,489,544.95	100,255,734.47

1

	0.00	2,143,179.27
	0.00	2,143,179.27

--	--	--

2

	0.00	0.00

1

3

1

	188,419,681.52	38,742,477.56
	55,840,000.00	0.00
	53,119,460.22	53,119,460.22
	3,938,333.82	4,803,934.33
	2,172,069.39	1,446,683.09
	303,489,544.95	98,112,555.20

2

1

--	--	--

42

	0.00	0.00

43

	198,300,000.00	27,000,000.00
	325,605,159.55	0.00
	20,352,172.51	25,850,535.29
	544,257,332.06	52,850,535.29

44

	9, 549, 820. 19	10, 858, 833. 52
	1, 277, 275. 88	922, 827. 98
	512, 527. 71	2, 730, 806. 01
	11, 339, 623. 78	14, 4 2

1

	7, 891, 625. 29	24, 332, 370. 34
	317, 713, 534. 26	296, 113, 534. 26
	325, 605, 159. 55	0. 00
	0. 00	320, 445, 904. 60

2

--	--	--	--	--	--

49

1

	0. 00	0. 00

2

--	--	--

--	--	--

--	--	--

50

	6,358,353.31		
	31,018,840.05	0.00	
	9,302,884.00	12,566,591.08	
	36,749,968.87	39,730,900.31	" 7
	0.00	360,743.44	"
	83,430,046.23	52,658,234.83	

51

	12,487,913.65	60,000.00	2,212,252.68	10,335,660.97	
	12,487,913.65	60,000.00	2,212,252.68	10,335,660.97	

								/
	299,999.76	0.00	0.00	200,000.04	0.00	0.00	99,999.72	
2014	27,937.43	0.00	0.00	11,265.00	0.00	0.00	16,672.43	
	74,999.75	0.00	0.00	50,000.04	0.00	0.00	24,999.71	
	31,666.43	0.00	0.00	20,000.04	0.00	0.00	11,666.39	
-	21,551.42	0.00	0.00	6,307.68	0.00	0.00	15,243.74	
"	34,999.84	0.00	0.00	34,999.84	0.00	0.00	0.00	
"								

2015	29,999.84	0.00	0.00	5,000.04		0.00	24,999.80	
2016	56,205.92	0.00	0.00	14,350.44		0.00	41,855.48	
2015	44,366.10	0.00	0.00	11,327.64		0.00	33,038.46	
2016	148,046.7 2	0.00	0.00	41,022.24		0.00	107,024.4 8	
2015	114,668.5 2	0.00	0.00	17,987.16		0.00	96,681.36	
	211,499.8 4	0.00	0.00	47,000.04		0.00	164,499.8 0	
2016	401,250.0 8	0.00	0.00	53,499.96		0.00	347,750.1 2	
2016	164,610.0 0	0.00	0.00	33,480.00		0.00	131,130.0 0	
2016	262,482.5 3	0.00	0.00	64,281.48		0.00	198,201.0 5	
2016	78,603.46	0.00	0.00	18,139.20		0.00	60,464.26	
	68,119.84	0.00	0.00	13,700.04		0.00	54,419.80	

2017

2017

1, 142, 312	0. 00	0. 00	285, 578. 0	0. 00	856,
. 72			4		

2019	82,917.58	0.00	0.00	10,608.00		0.00	72,309.58	
2016	416,666.86	0.00	0.00	99,999.96		0.00	316,666.90	
2017	253,333.47	0.00	0.00	39,999.96		0.00	213,333.51	
2018	651,316.34	0.00	0.00	94,166.16		0.00	557,150.18	
2018	394,845.28	0.00	0.00	50,000.04		0.00	344,845.24	
2020	6,498,725.51	0.00	0.00	787,724.28		0.00	5,711,001.23	
	12,487,913.65	60,000.00	0.00	2,212,252.68		0.00	10,335,660.97	

52

						0.00		0.00

53

		+ -					
	353,122,175.00	16,000,000.00				16,000,000.00	369,122,175.00

55,840,000.00

16,000,000.00

39,840,000.00

54

1

2

		0.00					0.00

55

	1,093,143,724.71	39,983,320.23	0.00	1,133,127,044.94
	35,097,600.00	18,553,753.12	0.00	53,651,353.12
	1,128,241,324.71	58,537,073.35	0.00	1,186,778,398.06

1

39,840,000.00

2

56

	0.00	55,840,000.00	0.00	55,840,000.00

	0.00	55,840,000.00	0.00	55,840,000.00

57

	0.00	0.00	0.00	0.00	0.00	0.00	0.00	0.00
	0.00	0.00	0.00	0.00	0.00	0.00	0.00	0.00
	0.00	0.00	0.00	0.00	0.00	0.00	0.00	0.00
	0.00	0.00	0.00	0.00	0.00	0.00	0.00	0.00
	0.00	0.00	0.00	0.00	0.00	0.00	0.00	0.00
	- 6,456,997 .97	- 68,768,73 9.57	0.00	0.00	0.00	- 68,882,00 8.12	113,268.5 5	- 75,339,00 6.09
	0.00	0.00	0.00	0.00	0.00	0.00	0.00	0.00
	0.00	0.00	0.00	0.00	0.00	0.00	0.00	0.00
	0.00	0.00	0.00	0.00	0.00	0.00	0.00	0.00

	0.00	0.00	0.00	0.00	0.00	0.00	0.00	0.00
	0.00	0.00	0.00	0.00	0.00	0.00	0.00	0.00
	- 6,456,997 .97	- 68,768,73 9.57	0.00	0.00	0.00	- 68,882,00 8.12	113,268.5 5	- 75,339,00 6.09
	- 6,456,997 .97	- 68,768,73 9.57	0.00	0.00	0.00	- 68,882,00 8.12	113,268.5 5	- 75,339,00 6.09

58

	0.00			0.00

59

	26,928,612.04	0.00	0.00	26,928,612.04
	26,928,612.04	0.00	0.00	26,928,612.04

60

	-1,037,995,836.38	506,821,414.92
+	0.00	0.00
-	-1,037,995,836.38	506,821,414.92
	-260,093,417.47	-1,523,629,920.80
	0.00	0.00
	0.00	0.00

	0.00	0.00
	0.00	21,187,330.50
	0.00	0.00
	0.00	0.00
	-1,298,089,253.85	-1,037,995,836.38

- 1) 0.00
- 2) 0.00
- 3) 0.00
- 4) 0.00
- 5) 0.00

61

	2,316,160,683.09	1,769,454,670.72	3,622,964,769.54	2,803,902,377.65
	34,655,331.36	29,055,291.91	36,787,479.84	31,383,452.57
	2,350,816,014.45	1,798,509,962.63	3,659,752,249.38	2,835,285,830.22

☑

	2,350,816,014.45		3,659,752,249.38	
	8,353,368.10		5,536,912.18	
	0.36%		0.15%	
1	8,353,368.10		5,536,912.18	
	8,353,368.10		5,536,912.18	

	0.00	0.00
	1,833,665.60	1,867,764.67
	176,389.23	182,048.51
	0.00	0.00
	749,283.74	1,015,803.52
	708,680.30	364,950.97
	17,993.74	10,000.36
	67,439.16	0.00
	6,973,107.23	5,280,329.29

63

	84,819,751.19	108,762,461.60
	20,715,305.84	24,476,965.02
	4,573,763.76	6,342,892.97
	151,690.51	165,572.78
	1,172,390.57	1,477,730.37
	2,608,605.82	1,695,556.53
	6,830,642.67	4,770,831.87
	522,924.80	606,568.71
	341,486.51	361,804.70
	159,851,038.57	254,386,737.84
	200,064.12	151,648.23
	1,011,449.87	5,375,990.73
	137,676,764.30	378,045,859.70
	62,306,851.38	60,251,179.17
	1,779,680.00	7,988,624.04
	10,237,027.03	7,071,918.88
	494,799,436.94	861,932,343.14

64

	86,618,023.32	86,942,771.52
	24,231,185.32	16,203,850.82
	28,772,274.38	31,761,066.34
	9,969,453.32	12,414,378.02
	891,139.14	897,916.87
	240,000.00	240,000.00
	1,133,768.21	882,261.80
	5,400,191.59	9,431,113.82
	16,774,073.20	18,616,127.85
	5,670,618.59	0.00
	3,968,482.37	3,730,390.51
	923,229.90	4,396,509.26
	9,737,077.75	4,303,120.40

53001

65

022

	726, 434. 91	180, 000. 00
	055, 952. 00	90, 000. 00

6, 008, 045. 57	69, 723. 80
896, 682. 49	7, 509. 00
594, 905. 95	10, 232, 821. 93
461, 657. 91	279, 172. 20
135, 959. 11	333, 103. 18
742, 850. 52	3, 616, 235. 17
9, 323. 00	5, 865, 856. 20
0. 00	4, 569, 260. 62
5, 246, 849. 91	1, 037, 512. 34
46, 23.	1, 204, 800. 00
	3, 993, 173. 96

10 20 2015 260

50

50

2020		
	206, 000. 00	0. 00
2020	0. 00	208, 000. 00
" "	0. 00	282, 000. 00
	298, 643. 06	0. 00
	2, 135, 700. 00	0. 00
	500, 000. 00	0. 00
	703, 948. 00	3, 940, 000. 00
2020	0. 00	442, 187. 00
	0. 00	4, 009, 000. 00
	0. 00	3, 262, 384. 40
	600, 000. 00	0. 00
	560, 000. 00	0. 00
	123, 400. 00	0. 00
	1, 533, 454. 91	2, 130, 180. 29
	9, 661, 784. 28	19, 020, 313. 78

68

	- 3, 222, 809. 40	- 1, 257, 610. 13
	- 2, 057. 44	- 613, 009. 61
	0. 00	0. 00
	0. 00	0. 00
	0. 00	0. 00
	0. 00	0. 00
	0. 00	0. 00
	0. 00	0. 00
	0. 00	0. 00
	0. 00	0. 00
	0. 00	32, 528, 765. 27
	1, 055, 169. 74	14, 763, 118. 05
	- 2, 169, 697. 10	45, 421, 263. 58

69

--	--	--

70

	0.00	- 996, 991. 57
	0.00	0.00
	0.00	0.00
	0.00	0.00
		- 996, 991. 57

71

	- 6, 720, 338. 59	- 690, 282. 75
	0.00	0.00
	0.00	0.00
	0.00	0.00
	- 7, 741, 453. 44	- 41, 424, 905. 26
	- 14, 461, 792. 03	- 42, 115, 188. 01

72

	0.00	0.00
	- 70, 255, 434. 81	- 420, 695, 965. 43
	- 125, 329. 01	0.00
	0.00	0.00
	- 1, 286, 823. 87	- 2, 537, 818. 04
	0.00	0.00
	0.00	0.00
	0.00	0.00
	0.00	0.00
	0.00	- 31, 049, 105. 98
	0.00	- 679, 972, 398. 07
	0.00	0.00
	0.00	0.00
	- 71, 667, 587. 69	- 3

73

	-167,073.76	-102,107.50
	152,326.42	0.00
	878,218.45	-21,181.77
	863,471.11	-123,289.27

74

	0.00	0.00	0.00
	0.00	0.00	0.00
	0.00	0.00	0.00
	187,445.51	5,897.70	187,445.51
	187,445.51	5,897.70	187,445.51
	0.00	0.00	0.00
	36,300.00	200.00	36,300.00
	469,922.15	429,771.23	469,922.15
	121,378.77	354,351.40	121,378.77
	815,046.43	790,220.33	815,046.43

								/
--	--	--	--	--	--	--	--	---

75

	0.00	0.00	
	360,000.00	700,000.00	360,000.00
	3,495,060.90	5,938,537.49	3,495,060.90
	3,101,566.63	1,795,208.17	3,101,566.63

	393, 494. 27	4, 143, 329. 32	393, 494. 27
	1, 654, 839. 84	425, 870. 83	1, 654, 839. 84
	2, 096, 290. 48	1, 477, 543. 93	2, 096, 290. 48
	485, 277. 13	152, 524. 67	485, 277. 13
	8, 091, 468. 35	8, 694, 476. 92	8, 091, 468. 35

76

1

	5, 397, 910. 12	24, 497, 155. 91
	- 4, 638, 212. 07	- 85, 579, 091. 62
	759, 698. 05	- 61, 081, 935. 71

2

	- 259, 349, 039. 04
/	- 38, 902, 355. 86
	- 18, 120, 383. 09
	4, 305, 956. 57
	21, 722, 584. 24
	- 8, 688, 292. 30
	42, 949, 737. 85
/	2, 365, 950. 31
	- 4, 873, 499. 67
	0. 00
	759, 698. 05

77

" 57

"

78

1

--	--	--

7, 121, 145.

	13, 871, 845. 74	32, 329, 595. 70
	7, 296, 106. 79	711, 807. 66
	27, 278, 098. 55	32, 647, 102. 93
	5, 000, 000. 00	0. 00
	57, 881, 942. 55	70, 292, 506. 29

79

1

1		
	- 260, 108, 737. 09	- 1, 523, 506, 863. 88
	86, 129, 379. 72	1, 176, 370, 475. 53
	73, 394, 329. 74	72, 278, 752. 53
	25, 201, 917. 50	32, 638, 891. 81
	22, 776, 181. 17	25, 506, 346. 28
	20, 358, 384. 07	29, 301, 852. 17
" "	863, 471. 11	123, 289. 27
" "	3, 307, 615. 39	5, 932, 639. 79
" "	0. 00	996, 991. 57
" "	90, 596, 764. 08	45, 932, 017. 90
" "	2, 169, 697. 10	- 45, 421, 263. 58
" "	- 4, 710, 380. 02	- 83, 649, 102. 70
" "	72, 167. 95	- 1, 870, 948. 74
" "	53, 397, 980. 68	22, 114, 162. 22
" "	128, 269, 978. 99	304, 403, 149. 63
" "	- 97, 852, 347. 65	148, 098, 086. 64
	0. 00	0. 00
	143, 866, 402. 74	209, 248, 476. 44
2		
	0. 00	0. 00

3	0.00	0.00
	0.00	0.00

80

" "

81

s

2



SacaPreci si onTechnol ogyS. r. l.			
Donati S. r. l.			
Red Bud (HK) Li mi ted			
Sunval ley (HK) Li mi ted			
Profound Century Li mi ted			
Heri tage Wsdom Li mi ted			
Spectrum Power Company Li mi ted			
Sunval ley (HK) Technol ogy Li mi ted			
Pari s Rhone (HK) Technol ogy Li mi ted			
Sunval leytek Internati onal , Inc.			
Col lecti ons Corp.			
VAVA Internati onal Inc.			
ATI INC.			
TI I INC.			
Sunval ley Japan Co. , Ltd			
FUT			
SENFREEDTECHNOLOGY LI MITED			
Evaj oy SARL			
EURO- TECH Di stri buti on			
ZBT Internati onal Tradi ng GmbH			
SIG GmbH			

83

84

1

	2,000,000.00		200,000.00
	500,000.00		50,000.00
	200,000.00		20,000.00
	63,077.00		6,307.68
	350,000.00		35,000.00
	470,000.00		47,000.00
	261,120.00		26,554.56
	40,000.00		3,999.96
2014	112,650.00		11,265.00
2015	50,000.00		5,000.04
2015	109,500.00		11,327.64
2015	179,872.00		17,987.16
2016	129,154.00		14,350.44
2016	196,232.31		19,623.24
2016	535,000.00		53,499.96
2016	334,800.00		33,480.00
2016	642,814.58		64,281.48
2016	181,392.31		18,139.20
2016	213,989.40		21,399.00
2017	137,000.00		13,700.04
2017	2,855,781.20		285,578.04
2017	200,000.00		20,000.04
2017	130,000.00		15,000.00
2017	828,672.60		91,230.00
2017	241,950.00		24,195.00

2018	158,358.00		15,835.80
2019	106,080.00		10,608.00
	60,000.00		5,000.00
2017	400,000.00		39,999.96
2018	1,000,000.00		99,999.96
2018	500,000.00		50,000.04
2020	7,877,243.00		787,724.28
2016	941,662.00		94,166.16
8 ²²	300,000.00		300,000.00
	100,000.00		100,000.00
	206,000.00		206,000.00
	298,643.06		298,643.06
	2,135,700.00		2,135,700.00
	500,000.00		500,000.00
	703,948.00		703,948.00
	600,000.00		600,000.00
	560,000.00		560,000.00
	123,400.00		123,400.00
	1,533,454.91		1,533,454.91
	29,067,494.37		9,273,398.65

2

85

1

1

--	--	--	--	--	--	--	--	--

2

--	
--	
--	
--	
--	
--	
--	
--	
/	

3

		130.00	100.00
		-	100.00
		100.00	100.00
		-	100.00
Paris Rhone (HK) Technology Limited		-	100.00
ATI INC.		-	100.00
TI I INC.		-	100.00
FUT		500.00	100.00
SI G GmbH		-	100.00
			100.00
SACA (HK) LIMITED			100.00
PT Sunvalley Technology Indonesia			100.00

6

1

1

				100.00%	
				100.00%	
				100.00%	
				100.00%	
				100.00%	
				100.00%	
SacaPrecisi o nTechnologyS .r.l.				100.00%	
Donati S.r.l.					80.00%
				88.45%	

	100.00%	
		88.45%
		88.45%
		88.45%
CE	100.00%	
Sunvalley HK Limited		88.45%
Sunvalley (HK) Technology Limited		100.00%
Sunvalleytek International Inc		88.45%
ZBT International		100.00%
Trading GmbH		
Sunvalley JAPAN Co. Ltd		100.00%
PROFOUND CENTURY LIMITED		100.00%
HERITAGE WISDOM LIMITED		100.00%
Spectrum Power Company Limited		100.00%
		88.45%
RED BUD (HK) LIMITED		100.00%
SENFREEDTECH NOLOGY LIMITED		100.00%
Evajoy SARL CELTOEL		100.00%

0%

5%

0%

0%

100.00%

100.00%

100.00%

100.00%

100.00%

Technology

Limited

FUT

ATI INC.

SIG GmbH

TII INC.



--	--	--	--	--	--	--	--	--

4

5

2

1

2

/	
--	
--	
/	
/	

3

1

20%

20%

2

	/	/

--	
--	

5

6

1

1

Saca Precisi on Technology S. r. l. Donati S. r. l. ZBTI International Trading GmbH Euro-tech Distribution
 Evajoy SARL SIG GmbH Sunvalley HK Limited Sunvalley International Inc
 PROFOUND CENTURY LIMITED HERITAGE WISDOM LIMITED Spectrum Power Company Limited Sunvalley (HK) Technology
 Limited REDBUD (HK) LIMITED COLLECTI ON SCORP. PT SUNVALLEY TECHNOLOGY INDONESIA VAVAI INTERNATIONAL INC. (US)
 Paris Rhone (HK) Technology Limited ATI INC. TII INC. SENFREED TECHNOLOGY LIMITED
 SUNVALLEY JAPAN Co. Ltd FUT

2022 12 31

2

2022 12 31

2022 12 31

1	73,499.21	73,499.21	100.00	

2	496, 424. 20	496, 424. 20	100. 00	
3	304, 425. 10	304, 425. 10	100. 00	
4	50, 900. 00	50, 900. 00	100. 00	
5	79, 819. 20	79, 819. 20	100. 00	
6	298, 133. 20	298, 133. 20	100. 00	
7	46, 727. 49	46, 727. 49	100. 00	
8	55, 504. 40	55, 504. 40	100. 00	
9	378, 377. 20	378, 377. 20	100. 00	
10	146, 633. 40	146, 633. 40	100. 00	
11	983, 557. 40	983, 557. 40	100. 00	
12	183, 479. 66	183, 479. 66	100. 00	
13	43, 594. 50	43, 594. 50	100. 00	
14	150, 346. 75	150, 346. 75	100. 00	
15	245, 856. 00	245, 856. 00	100. 00	
16	9, 214, 598. 51	9, 214, 598. 51	100. 00	
17	1, 531, 990. 60	1, 531, 990. 60	100. 00	
18	813, 271. 73	813, 271. 73	100. 00	
19	3, 406, 160. 07	3, 406, 160. 07	100. 00	
20	11, 482, 304. 46	5, 741, 152. 24	50. 00	
	13, 170, 709. 10	13, 170, 709. 10	100. 00	
	43, 156, 312. 18	37, 415, 159. 96	86. 70	-

3

6+9

6+9

1

	--	--	--	--

			33,279,897.54	33,279,897.54
		14,999,965.88		14,999,965.88
		14,999,965.88	33,279,897.54	48,279,863.42
	--	--	--	--

2

3

4

5

6

7

8

9

1

			1,050.00	21.71%	21.71%

2

1

3

3

4

5

1

/

		22,100,280.84	28,000,000.00		29,767,177.63
		57,070,428.25			78,492.37

/

		1,804,230.78	91,251.47
		-354,437.38	440,818.97
		0.00	2,764,055.76

2 / /

/

/	/	/	/	/	/	/
---	---	---	---	---	---	---

/

/

/	/	/	/	/	/	/
---	---	---	---	---	---	---

/

3

--	--	--	--

4

--	--	--	--	--


	15,000,000.00	2022 08 29	2027 08 28	
	22,000,000.00	2021 11 10	2031 12 31	
	4,643,062.86	2022 11 10	2023 03 17	

Sunvalley HK Limited				
	8,123,248.11	2020 09 10	2023 09 10	
	82,650,000.00	2020 02 28	2023 02 28	
	204,225,000.00	2020 02 11	2023 02 10	
	159,000,000.00	2020 01 01	2025 12 31	
	105,000,000.00	2022 08 29	2027 08 28	
	68,000,000.00	2022 05 24	2023 05 23	
	23,000,000.00	2022 09 29	2025 09 28	

5

	20,000,000.00	2022 02 09	2022 03 08	
	20,000,000.00	2022 04 06	2022 12 31	
	5,000,000.00	2022 04 29	2022 12 31	
	10,000,000.00	2022 05 06	2022 12 31	
	5,000,000.00	2021 09 07	2022 02 10	
	1,000,000.00	2022 02 09	2022 03 08	
	2,300,000.00	2022 02 09	2022 03 08	
	16,700,000.00	2022 02 09	2022 03 08	
	10,000,000.00	2022 04 06	2022 04 08	
	2,000,000.00	2022 04 06	2022 04 27	
	2,000,000.00	2022 04 06	2022 05 23	

300,000.00	2022	04	06	2022	05	26
5,000,000.00	2022	04	06	2022	07	20
700,000.00	2022	04	06	2022	08	12
300,000.00	2022	04	29	2022	08	12
100,000.00	2022	04	29	2022	08	17
1,000,000.00	2022	04	29	2022	08	19
1,000,000.00	2022	04	29	2022	08	22
100,000.00	2022	04	29	2022	08	16
2,500,000.00	2022	04	29	2022	10	20
2,500,000.00	2022	05	06	2022	10	20
7,500,000.00	2022	05	06	2022	11	29



:					
		245,000.00	0.00	0.00	0.00
		245,000.00	0.00	0.00	0.00

2

:

2022

2022

2022

2 2022 4 26

2022 5 5

2022

2022 5 10

2022

2022-054

3 2022 5 16

2021

2022

2022

www.cninfo.com.cn

2022

2022-056

4 2022 6 2

2022

2022

2022 6 2

2022 6 2 3.49 /

28

2,360.00

10

2,550.00

2,350.00

200.00

1,600.00

200.00

750.00

2 /

1

	12 24	20%
	24 36	40%
	36 48	40%

12

" "

	24	12 20%
	36	24 40%
	48	36 40%

3 /
1

2

4
1

11 --- 22 ---
/ /
/

2
 2,350.00
 1,600.00
 750.00
 6,070.22
 / 2022 - 2025

		2022	2023	2024	2025
	4,032.00	1,075.20	1,747.20	940.8	268.8
	2,038.22	535.28	877.57	483.83	141.53
	6,070.22	1,610.48	2,624.77	1,424.63	410.33

1

2

3

4

2

	18,553,753.20
	18,553,753.20

3

4

5

1

	52,987,045.54	93,824,910.05
1	21,684,565.27	28,588,871.67
2	17,263,061.88	27,558,106.40
3	14,039,418.39	20,386,588.56
		17,291,343.42
	52,987,045.54	93,824,910.05

2

1

:

	/	/			
1 1	Sunvalley E-commerce (HK) Limited		2021 0391 7251		1,483.42
2		Sunvalley E-commerce (HK) Limited	2022 0391 3239 2022 03 4399		104,333.66
3		Sunvalley E-commerce HK Limited	2022 03 6322		6,975.64

4			2022 0304 29488		2,148.75
5			2022 0309 1630		5,213.49
6		Sunvalley(HK) Limited	2022 0391 4209		1,293.72
7			2022 2821		5,006.02
8	Council for Education and Research on Toxics	Sunvalleytek International, Inc STK 74	21STCV39713	Superior Court of this State of California	2500
9	David OH	Sunvalleytek International, Inc STK	Civil Action No. 5:22-cv- 00866		3,554.30
10	Sunvalleytek International, Inc STK		Case Number 01-22-0004- 3957	AAA	3,737.73
11					3,376.34
12					414.93

1 1,483.42

4 LPR

2021 4 23

2021 8 6

3

1

2

3

1

2

4

5

--	--	--	--	--	--	--

6

1

2

2

	1, 125, 762, 724. 8 1	1, 228, 498, 193. 4 3		- 3, 444, 903. 79	2, 350, 816, 014. 4 5
	957, 003, 164. 54	842, 840, 514. 93		- 1, 333, 716. 84	1, 798, 509, 962. 6 3
	98, 436, 876. 71	520, 946, 249. 57	90, 883, 800. 95	9, 364, 813. 05	719, 631, 740. 28
	56, 904, 340. 46	- 213, 933, 060. 25	- 90, 883, 800. 95	- 11, 436, 518. 30	- 259, 349, 039. 04
	2, 133, 049, 415. 3 0	865, 616, 294. 09		- 707, 641, 200. 08	2, 291, 024, 509. 3 1
	1, 270, 387, 176. 3 2	772, 159, 767. 15		77, 075, 294. 67	2, 119, 622, 238. 1 4

3

4

7

2020 11 30 PUBLI CFI NANCESDI RECTORATEGENERAL

Sunval ley(HK) Li mi ted 2015 1 2019 8 VAT

495.0891 2022 12 31 3,675.00 2018

27 13.5

: " 4

"

2018 12 31 460.01

2022 12 31 3,414.64 27 2019 1-8

35.07 2022 12 31 260.32

2022 12 31

8

2022 6 2022

5 " " 2022 8

30

2022 441

1

1

	12,507,313.02	6.39%	12,507,313.02	100.00%		11,782,178.69	8.92%	11,782,178.69	100.00%	
	12,507,313.02	6.39%	12,507,313.02	100.00%		11,782,178.69	8.92%	11,782,178.69	100.00%	
	183,202,942.75	93.61%	8,565,382.76	4.68%	174,637,559.99	120,264,835.02	91.08%	7,171,093.32	5.96%	113,093,741.70



115,945 ,500.27	59.24%	8,565,3 82.76	7.39%	107,380 ,117.51	105,392 ,375.89	79.82%	7,171,0 93.32	6.80%	98,221, 282.57
--------------------	--------	------------------	-------	--------------------	--------------------	--------	------------------	-------	-------------------

67,257, 442.48	34.37%			67,257, 442.48	14,872, 459.13	11.26%			14,872, 459.13
-------------------	--------	--	--	-------------------	-------------------	--------	--	--	-------------------

195,710 ,255.77	100.00%	21,072, 695.78	10.77%	174,637 ,559.99	132,047 ,013.71	100.00%	18,953, 272.0-7		
--------------------	---------	-------------------	--------	--------------------	--------------------	---------	--------------------	--	--

2	3	2, 058, 525. 59	806, 324. 47	39. 17%
3	4	5, 108, 680. 53	3, 693, 065. 16	72. 29%
4	5	1, 715, 994. 74	1, 715, 994. 74	100. 00%
5				
		67, 257, 442. 48		
	Donati srl	1, 518, 488. 46		
		1, 347, 879. 20		
		64, 391, 074. 82		
		183, 202, 942. 75	8, 565, 382. 76	

1	1		170, 841, 841. 77
1	2		4, 257, 051. 41
2	3		2, 058, 525. 59
3			18, 552, 837. 00
	3	4	5, 108, 680. 53
<input checked="" type="checkbox"/>	4	5	10, 327, 173. 06
	5		3, 116, 983. 41
			195, 710, 255. 77

2



3

--	--

--	--	--	--	--	--

4

1	64,391,074.82	32.90%	
2	32,516,712.04	16.61%	549,532.43
3	18,276,353.91	9.34%	308,870.38
4	13,589,447.23	6.94%	229,661.66
5	9,214,598.51	4.71%	9,214,598.51
	137,988,186.51	70.50%	

5

6

2

	20,363,514.67	152,745,416.01
	20,363,514.67	152,745,416.01

1

1

--	--	--

2

--	--	--	--	--

3

2

1

()		
-----	--	--

2

1

()				
-----	--	--	--	--

3

3

1

	16,980,604.29	148,695,893.55
	1,170,130.33	2,592,313.76
	1,273,201.60	915,453.60
	105,319.95	228,408.45

	244, 244. 56	260, 222. 10
	2, 589, 214. 56	2, 038, 639. 86
	22, 362, 715. 29	154, 730, 931. 32

2

	12	()	()	
2022 1 1		1, 140, 919. 36	844, 595. 95	1, 985, 515. 31
2022 1 1				
--				
--				
--				
--				
		13, 685. 31		13, 685. 31
2022 12 31		1, 154, 604. 67	844, 595. 95	1, 999, 200. 62

1 1	16, 266, 297. 80
1 2	1, 024, 268. 00
2 3	897, 121. 50
3	4, 175, 027. 99
3 4	1, 766, 213. 64
4 5	598, 836. 50
5	1, 809, 977. 85
	22, 362, 715. 29

3

--	--	--	--

--	--	--	--	--	--	--

--	--	--

4

--	--

--	--	--	--	--	--

5

		12,430,237.64	2-3	55.58%	
		3,147,821.04	1	14.08%	
1		1,170,130.33	1	5.23%	94,780.56
		728,313.54	1-2	3.26%	
2		650,000.00	1	2.91%	190,500.00
		18,126,502.55		81.06%	285,280.56

6

--	--	--	--	--

7

8

3

	1, 881, 240, 62 2. 61	679, 972, 398. 07	1, 201, 268, 22 4. 54	1, 868, 978, 35 2. 00	679, 972, 398. 07	1, 189, 005, 95 3. 93
	1, 881, 240, 62 2. 61	679, 972, 398. 07	1, 201, 268, 22 4. 54	1, 868, 978, 35 2. 00	679, 972, 398. 07	1, 189, 005, 95 3. 93

1

	315, 000, 00 0. 00	744, 800. 00				315, 744, 80 0. 00	
Saca Preci si on Technol ogy S. r. l.	23, 978, 352 . 00					23, 978, 352 . 00	
	850, 027, 60 1. 93	6, 517, 470. 61				856, 545, 07 2. 54	679, 972, 39 8. 07
		1, 000, 000. 00				1, 000, 000. 00	
		4, 000, 000. 00				4, 000, 000. 00	
	1, 189, 005, 953. 93	12, 262, 270 . 61				1, 201, 268, 224. 54	679, 972, 39 8. 07

2

3

1

2

4

	604, 821, 705. 15	527, 620, 730. 70	426, 147, 494. 91	380, 620, 039. 06
	20, 319, 609. 71	15, 608, 004. 25	12, 980, 586. 82	9, 231, 897. 48
	625, 141, 314. 86	543, 228, 734. 95	439, 128, 081. 73	389, 851, 936. 54

0. 00

5

	1, 795. 80	90, 779. 04
	1, 795. 80	90, 779. 04

6

1

863, 471. 11

9, 273, 398. 65

- 31, 018, 840. 05

O đöşler

	- 26, 996, 875. 22	--
--	--------------------	----

1 ---

2

		/	/
	- 83. 85%	- 0. 74	- 0. 72
	- 75. 05%	- 0. 66	- 0. 64

3

1

2

3