



..... 1

..... 2

..... 3

..... 8

..... 16

..... 18

..... 19

..... 20

..... 21

..... 21

..... 22

..... 23

	Guangdong SACA Precision Manufacturing Co.,Ltd.
	91440606617643049A
	368,822,175.00
	300464.SZ
	1994 11 11
	2015 6 10
	3
	528311
	0757-26332400
	0757-26326798
	www.sh-abc.cn
	sec@sh-abc.cn

“ + ”

"

"

RAVPower TaoTronics VAVA Anjou Sable

HooToo

28

FANUC

CNC

Donati

0

AI

	2023	1-3	2022	2021	2020
		188	208	306	395
		13.58%	14.33%	17.21%	20.51%
		889.70	6,704.85	11,190.52	13,424.67
		1.91%	2.85%	3.06%	2.43%
		328.94	2,085.82	2,243.98	4,155.39
		36.97%	31.11%	20.05%	30.95%

2023 3

188

13.58%

1

	205,825.56	229,102.45	265,297.48	404,717.32
	186,785.77	211,962.22	216,943.62	204,618.14
	17,173.17	15,356.09	46,383.93	197,829.16
	1,866.62	1,784.13	1,969.93	2,270.02
	19,039.80	17,140.23	48,353.86	200,099.18

2

	46,673.86	235,081.60	365,975.22	552,296.15
	578.38	-25,207.26	-157,668.45	27,386.45
	517.52	-25,934.90	-158,458.88	26,970.89
	558.13	-26,010.87	-152,350.69	22,733.32
	485.91	-26,009.34	-152,362.99	21,173.17

3

	-3,218.71	14,386.64	20,924.85	-15,199.47
	-832.73	-4,334.21	-10,776.70	-42,313.07
	-2,644.89	-12,816.41	-20,445.99	54,513.67
	-84.91	316.58	1,916.44	1,776.91

1

	0.56	0.61	0.99	1.75
	0.42	0.43	0.66	1.02
	55.82%	56.21%	56.10%	35.04%
	90.75%	92.52%	81.77%	50.56%
	1.24	5.65	5.83	8.51
	0.82	2.64	3.06	4.40
/	0.47	0.42	1.31	5.60
/	-0.09	0.39	0.59	-0.43
/	-0.18	-0.07	-0.24	-0.03

2

2023	1-		3.07	0.01	0.01
	3		1.62	0.01	0.01
2022			-83.85	-0.74	-0.72
			-75.05	-0.66	-0.64
2021			-124.92	-4.31	-4.31
			-129.52	-4.47	-4.47
2020			11.23	0.60	0.60
			10.02	0.54	0.54

3

	0.68	86.35	3,179.25	2.07
	267.67	927.34	1,902.03	1,075.33

	-	-	-	299.32
	-	-	2.89	-
	-	-	-	185.14
	-	-3,101.88	-	-
	3.74	105.31	1,376.61	1,219.70
	-44.97	-727.64	-790.43	-415.56
	12.46	38.84	-	-
	10.39	28.55	57.29	100.29
	0.13	-0.55		

"

2021 "

"

2021

2021

"

"

"

"

2022

"

"

			552,296.15	365,975.22
235,081.60	46,673.86			36.92% 22.53%
23.49%	31.37%	22,733.32	-152,350.69	-26,010.87
558.13		2021		
				2021 “
”				

2021

2022

2021

“ ”

“ ”

eBay

2018

3-3-10

90.75% 2021

2018

2023 3 31

42,786.13

2020

32,303.96

2023 3 31

2023 3 31

21,108.34

13,224.94

2020

2018

10.11

2021 "

"

2021

6.80

4.16

y

2021 2015
 1 2019 8 VAT
 , 共计495.0891万欧元 (按2020年12月31日的汇率折算为人民
 币3,973.09万元)

2023 15% 2021 12 20 2021-
 83.68% 76.66% 81.12% 92.04%

2018 " + "
 2021 " "
 2018 2020 8

P1

50,000

1

102,249,488

30%

$$N1=N0 \times (1 - N2 / K)$$

N0

N1

N2

K

在发行完成前，谢晓华及其一致行动人通过星野投资间接持有发行人股权比例为21.73%；在发行完成后，根据谢晓华出具的承诺函（承诺认购数量不低于61,349,694股）计算，谢晓华及其一致行动人直接及间接持股比例区间将为32.89%至38.72%。

由于本次发行完成后，谢晓华女士及其一致行动人合计持有的发行人股份数量占公司总股本（发行后）的比例将超过30%，根据《上市公司收购管理办法》的规定，谢晓华女士将在本次发行结束日起36个月内不转让其认购的本次发行的股票，以满足免于以要约方式收购的要求。

50,000

12

1

2

1			
2			
3			

4

2022 6 17

2022

2023 5 9

<

2022

>

2022 7 15

2022

2022

	2
1	

2	
3	
4	
5	
6	
7	
8	

0769-22119285

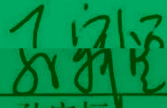
0769-22119275


(本签字页为《东莞证券股份有限公司关于广东星徽精密制造股份有限公司2022年创业板向特定对象发行股票之上市保荐书》的签章页)

项目协办人:


周梓杰

保荐代表人:

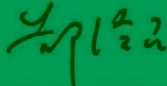

孙守恒


孔令一


内核负责人:


鲁艺

保荐业务负责人:


郜泽民

总经理:


潘海标

董事长、法定代表人:


陈照星

