

“ ” “ ”
“ ” “ ” “ ”

27 ——

1

1

2

3

2

3

1

2

1

2012 2 23

2

3

3

2012 3

7

2012 3 9

4

1

2

2010 12

“ ” 2010 12 22

——

2010 12

1

3

1

2

3

4

5

6

7

8

9

4

5

[2013] 45

2014 12 31

[2013] 46

1

1

2

7

2011 2014

45.96% 42.55% 46.04% 48.67%

3

4

2

1

A3

www.opsteel.cn

2

3

2013

2004 4

118

2002 7

568

2014

2005 11 30

600

2014

4

2

			1, 866 06
1, 890 97	1, 988 50		4 96% 4 78%
5 08%			

3

4

5

;

4

1

2

1

2

1

2012 3

2

1

2

2012 3 14

2012 3 23

3

4

2014 3 21

“ 1

”

1

(GB/T 4754-2011)

“ 33

” “ 335

”

IPO

2009 12 19

306

5000

12 30

54.07%

30

5000

2009 12
2009 12 31

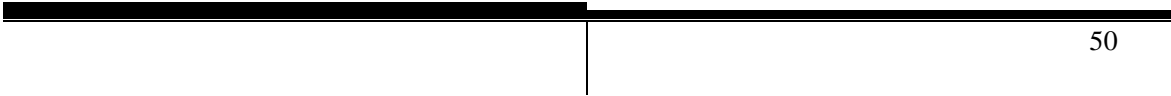
2005 9 2009 12

7

2009 12 30

3% 1-2 **10% 2-3** **20% 3-4** **30% 4-5** **40% 5** **50%**
1

1



1	1	3%	3%
	1-2	10%	10%
	2-3	20%	20%
	3-4	30%	30%
	4-5	40%	40%
	5	50%	50%

3

	2011. 12 31		2010 12 31		2009 12 31	
1	5,490.45	99.57%	3,328.21	100.00%	1,077.83	99.97%
1-2	23.46	0.43%	--	--	0.36	0.03%
	5,513.91	100.00%	3,328.21	100.00%	1,078.19	100.00%

	2011. 12 31	2010 12 31	2009 12 31
	5,513.91	3,328.21	1,078.19
	173.81	99.85	32.37
	5,340.11	3,228.36	1,045.82

1

99%

60

2011

	2010	2011	2009
			54%
2009		- 53.55	791.80
2011		1,728.18	
3176.91			
	2011	12.48	7.76
		1,045.82	3,228.36
5,340.11		13.31%	30.20% 34.48% 2011

2008

2011	20,729.37	4,271.14	5.82	11,040.52	1,086.96	15.31
2010	15,654.37	2,854.79	8.03	10,083.05	373.58	53.98
2009	4,741.00	1,045.82	5.44	5,863.86	-	468.79

2010 2009 208.69% 2010
 2009 146.15% 2011 2010 65.41%
 2011 2010 24.26%
 2010 2010
 2009
 373.58 2010 2,490.37
 50.73%
 2011
 2011 12 31 5
 1,855.38 33.65%
 5

		542.73	1	9.84%
HARDWARE RESOURCES INC		395.31	1	7.17%

		331.00	1	6.00%
Guang Xing Hardware & Plastic Manufacturing Co., Limited.		322.65	1	5.85%
		263.68	1	4.78%
		1,855.38		33.65%

1

99%

2009 2010 2011 12.25

12.48 7.74

	2010 12 31	2009 12 31
	5.17	4.06
	4.12	3.96
	4.65	4.01
	12.48	12.25

2011

2011

2011	7279	32.75%	2009	1610	25.9%
------	------	--------	------	------	-------

1993 8

2010 2011

12.49%

NDF

1.90%

1

Greg Gottlieb

2000

8

Greg Gottlieb

2

MONIES COMPANY LTD

2003

MONIES COMPANY LTD

MONIES COMPANY LTD

MONIES COMPANY LTD

MONIES

COMPANY LTD 2011

1.9%

2010 3

1

2010

002289

2010 3

2

2008 3 20

195

4B22

1000

1000






51%

49%

2011

“ ” “ ”

15

1	1792205		2012-06-20	6	
2	3914097		2015-12-27	6	
3	6804204		2020-08-13	18	
4	6804206		2020-08-13	24	
5	6804207		2020-04-20	16	
6	6804208		2020-09-06	41	
7	6804209		2020-05-27	17	
8	6804210		2020-04-13	12	
9	6116743		2020-03-27	28	
10	1247595		2019-02-13	6	
11	1445348		2020-09-13	6	
12	6111750		2020-05-20	35	
13	6111751		2020-03-27	28	
14	6804205		2020-04-20	20	
15	6930630		2022-01-27	20	

2008

2008 10 13

10

90%

10%

“ ”

1

2013
92.17% 2013
2013
2013 1%
2013 30
61.04% 80%
100% 2014 3 10 20

2013

		/		
1			4,773.39	12.08%
2			1,548.74	3.92%
3			1,208.38	3.06%
4	BIACZH INTERNATIONAL DEVELOPMENT CO., LIMITED		738.83	1.87%
5			692.03	1.75%
6			675.83	1.71%

BIACZH INTERNATIONAL DEVELOPMENT
CO., LIMITED

2013

2

2013
 13
 2013
 72.52% 2011 2012 A3
 2013 5 3 2011 2012
 A3
 89,273 125,798
 121,684 2012 2013 40.91% - 3.27%

2011 2012
 2012 2013
 3 2013

2013	25,558.08	6,385.97	3.95	12,601.69	1,745.03	10.02
2012	24,069.22	6,562.67	4.44	12,240.42	602.28	14.65
2011	20,729.37	4,271.14	5.84	11,040.52	1,068.96	14.97

1

1 1-2 2-3 3-4 4-5 5

	1	1-2	2-3	3-4	4-5	5
	3%	10%	20%	30%	40%	50%
	3%	10%	20%	30%	40%	50%

99%

2

2013

33 66%

26 7% 2011

2012

99%

2014 3 10

3638

2013

60%

3

2013 12 31

263 19

5 84

2012

5 17

2011

0 67

1

1

1994 3 18

1, 050

1, 050

440681000193502

			%
1		530	50.48
2		520	49.52

2

2010 12 7

B 301- 21

120116000012363

2

3

1				P1001479	2014 04 29	

