

2020

RAVPower TaoTronics VAVA Anjou Sable HooToo

1 2020

45

" RAVPower"

2011

RAVPower

iSmart

Multiprotect

RAVPower

2

Taotronics

3

VAVA

VAVA

4K

Baby Monitor

Dash Cam
4K

Voom21

VAVA

80-150

LED

LED

2

2019 8.03

20%

2013

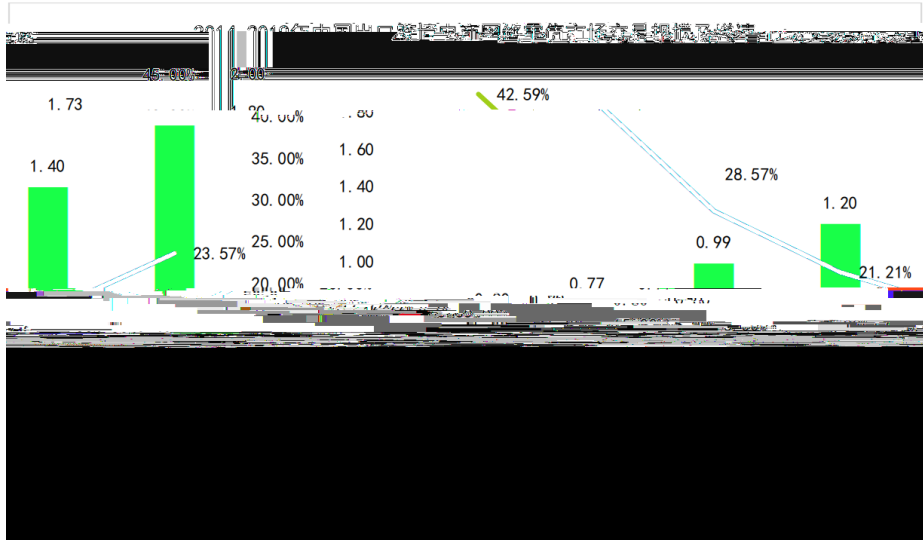
2.7

2019

1.73

23.57%

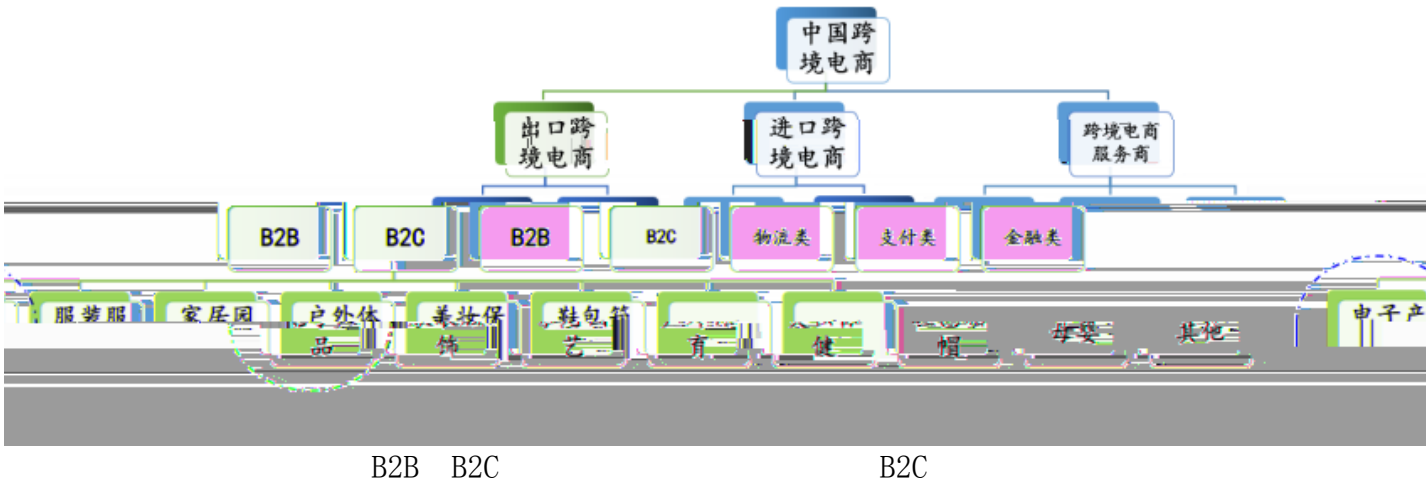
2020



2019

2020

2020	8611	44.5%
2019	11.0%	21.3%



2018

20%

Walmart	Newegg	B2C	Amazon	eBay	Wish
Q1-Q4	38%	26%	40%	37%	44%
			2020	3860.64	2020

Digitimes Research 2020 12.4 2019
8.8% 5G 2019 2000 2020
2.8 3

3

" " B2C 10
RavPower TaoTronics VAVA Sable

2020
" 2020
" LED
2020
2020

VAVA 4K

ScreenRant Lifewire
" Best Overall Projector of 2020" AVS
" Top Choice of 2020"

2020

800

1

1994

CNC

IT

2

IT

1

2020

2

8

17,957

24,785

2.1%

2012

2020

&

2020

	2020
	4,047,17
	1,978,29

		2018
1,866.99	18.96%	2,904,581,396.81
0,756.57	9.83%	510,853,411.16

2

835,48	
8,42	
8,19	
-79,7	

52,631.63	1,412,146,565.42	2,056,968,704.51
06,097.30	76,353,255.31	9,048,532.80
07,203.06	74,506,346.06	-1,936,508.24
55,126.20	-131,340,298.92	2,695,726.94

4

1

	17,694	
--	--------	--

	0		0
--	---	--	---

		27.69%
		8.68%
		5.52%
		4.97%

0		49,840,000

3.26%

	230	
	0	

	0	
--	---	--

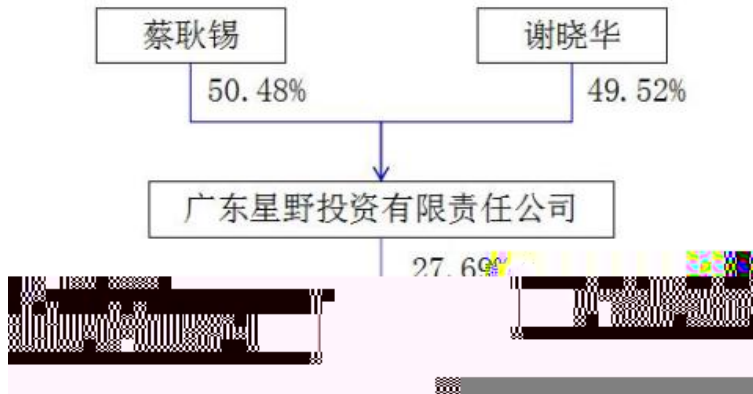
0

1		3.17%	11,196,730	0		
		2.03%	7,151,365	0		
		2.02%	7,147,800	7,134,750	5,000,000	
		1.93%	6,830,910	0		
		1.35%	4,749,700	4,749,700		

2

10

3



5

7

1

2

3

10%

	607,458,084.46	507,888,302.58	16.39%	12.47%	12.94%	-0.35%
	621,776,329.46	418,218,401.63	32.74%	-12.61%	9.76%	-13.71%
	860,938,103.81	530,453,786.92	38.39%	27.30%	64.43%	-13.91%
	1,795,881,631.80	1,009,412,867.75	43.79%	192.23%	241.61%	-8.13%

4

5

6

7

1

1

2017 7 5

14 —

[2017]22)

2018 1 1

2020 1 1

2020

2019

2

3

2017 22

2020 1 1

8

2020

" "

2020 1 1

" "

" "

2020 1 1
2020

638,649,057.67

" "

" " "

" "

m

2

3

			%
		5,000,000.00	100.00
		10,000,000.00	100.00