



..... 2

..... 6

..... 9

..... 22

..... 25

..... 34

..... 40

..... 41

Donati		Donati S.r.l.
/		/
		2025 1 1 2025 6 30
		2024 1 1 2024 6 30

			300464
			Guangdong SACA Precision Manufacturing Co., Ltd.
			SACA

	3	3
	0757-26332400	0757-26332400
	0757-26326798	0757-26326798
	sec@sh-abc.cn	sec@sh-abc.cn

2024

2024

2024

	726,184,433.56	801,368,664.90	-9.38%
	-10,136,729.78	9,348,634.39	-208.43%
	9,259,385.78	-993,044.31	1,032.42%
	47,162,512.52	22,894,148.43	106.00%
/	-0.0220	0.0199	-210.55%
/	-0.0220	0.0199	-210.55%
	-8.09%	1.64%	-9.73%
	1,442,056,609.50	1,428,920,996.90	0.92%
	125,783,939.21	129,983,081.93	-3.23%

	-10,136,729.78

	0.00
	0.00
/	-0.0221

	19,319,218.64	
	1,039,010.93	
	24,825.03	
	923,927.12	
	-41,970,229.46	
	-1,269,821.97	
	725,166.37	
	-1,846,943.39	
	35,155.61	
	-19,396,115.56	

1 —

1 —

3 —— “ ”
4 —— “ ”

2025 68-72 490-518 8.5%
48% “ ”

1
12% 2
25%
2025 62% 38%
28% 312
9.3% “ ” 52%
2025 1

Servo-Drive

2
2024 40dB 35dB
100kg 40% 10%
3 304
2025 7

2025 1.03 4.7%
7.9% 57.3% 7.3% “ ”
80% 90% 2
9.1% 19.8%

2025 “ + + ”

GDPR

28.7%

21

“

”

“SH-ABC”

“

”

“SH-ABC ”

“

”

2022

100

2022

500

2022

2023

100

2023

20

2023

100

2023

100

2023

500

2023

2024

500

2024

100

2024

100

2024

100

2024

100

20

B2C

B2B

“

”

“

”

“

”

Wayfair

Costco

LED

5.38

74.08%

Baby

1.88

25.92%

1

1

2

Oracle

OA

3

“

”

ERP

MRP

4

2

1

”

+

”

2

EPR

3

ERP

1

	57,412,992.54	30.50%	117,166,729.56	38.82%	-51.00%
	18,385,493.63	9.77%	23,688,011.51	7.85%	-22.38%
	5,924,408.74	3.15%	15,666,416.83	5.19%	-62.18%
	7,975,364.76	4.24%	16,224,357.31	5.38%	-50.84%
	98,537,010.64	52.35%	129,047,393.52	42.76%	-23.64%
	188,235,270.31	100.00%	301,792,908.73	100.00%	-37.63%

2

	97,348,114.95	51.72%	121,063,283.45	40.11%	-19.59%
	46,485,891.72	24.70%	65,907,686.95	21.84%	-29.47%
	16,989,555.03	9.03%	30,426,319.72	10.08%	-44.16%
	14,622,585.94	7.77%	37,718,722.18	12.50%	-61.23%
	11,025,675.19	5.86%	46,477,420.04	15.40%	-76.28%
	1,763,447.49	0.94%	199,476.39	0.07%	784.04%
	188,235,270.31	100.00%	301,792,908.73	100.00%	-37.63%

3

	93,850,351.12	49.86%	171,673,340.53	56.88%	-45.33%
	94,384,919.19	50.14%	130,119,568.20	43.12%	-27.46%
	188,235,270.31	100.00%	301,792,908.73	100.00%	-37.63%

4

1

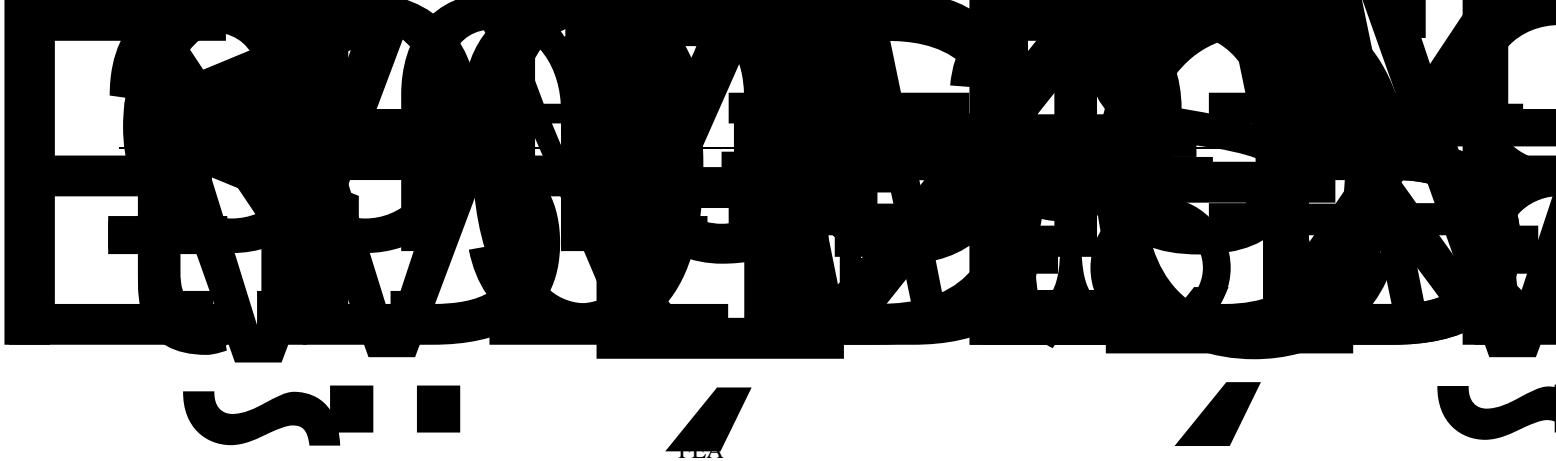
2025 1-6

6,090.86

2,193.51

1	1	5,520,845.37	9.06%
2	2	4,612,962.81	7.57%
3	3	4,158,564.74	6.83%
4	4	3,882,923.01	6.37%
5	5	3,759,775.65	6.17%

2



460

328

132

“ + ”

FANUC

CNC

/

2025

”

“

72,618.44

9.38%

-1,013.67

925.94

-1,939.61

4,716.25

106.00%

1

2

3

4

	726,184,433.56	801,368,664.90	-9.38%	
	579,842,357.67	613,633,737.36	-5.51%	
	59,192,397.99	87,777,848.11	-32.57%	
	45,905,356.59	61,947,067.41	-25.90%	
	5,637,409.30	9,925,297.86	-43.20%	
	4,747,251.79	9,796,890.46	-51.54%	
	21,513,281.22	21,711,563.44	-0.91%	
	47,162,512.52	22,894,148.43	106.00%	
	-11,941,594.14	-23,847,237.73	49.92%	

	25,718,718.29	-30,302,421.84	184.87%	
	64,884,480.32	-27,777,641.54	333.70%	

10%

	415,803,817.57	346,763,098.95	16.60%	-0.21%	2.50%	-2.21%
	97,348,114.95	70,821,612.13	27.25%	-19.59%	-14.15%	-4.61%
	46,485,891.72	31,159,357.51	32.97%	-29.47%	-34.19%	4.81%

	20,327,627.87	-451.04%		
	-3,150,431.92	69.90%		
	257,113.55	-5.70%		
	43,790,100.38	-971.63%		

	277,238,211.20	19.23%	197,234,163.96	13.80%	5.43%
	307,167,187.65	21.30%	310,256,963.44	21.71%	-0.41%
	179,612,736.22	12.46%	205,242,589.96	14.36%	-1.90%
	18,042,467.46	1.25%	18,243,287.94	1.28%	-0.03%
	3,109,475.07	0.22%	3,347,728.57	0.23%	-0.01%

	332,131,080.12	23.03%	349,124,159.59	24.43%	-1.40%	
	20,591,630.64	1.43%	10,334,124.30	0.72%	0.71%	
	5,434,584.81	0.38%	5,833,496.04	0.41%	-0.03%	
	374,345,650.32	25.96%	219,935,256.25	15.39%	10.57%	
	38,126,129.98	2.64%	22,994,021.28	1.61%	1.03%	
	60,669,413.94	4.21%	59,579,985.09	4.17%	0.04%	
	3,867,507.55	0.27%	4,259,405.49	0.30%	-0.03%	

SacaPrecision Technology S.r.l.		68,311,002.85					54.31%	
Sunvalley (HK) Technology Limited		299,814,947.86					238.36%	
Euro- techDistribution		22,660,667.18					18.02%	

4.	500,000.00							500,000.00
5.	10,147,200.00							10,147,200.00
	10,647,200.00							10,647,200.00

	10,647,200.00							10,647,200.00

	59,245,029.67	
	75,582,716.25	
	384,362,138.66	
	40,074,482.00	
	20,455,196.38	
	10,147,200.00	
	589,866,762.96	

27,908,993.97	11,291,664.59	147.16%

	10,647,200.00							10,647,200.00	
	10,647,200.00							10,647,200.00	--

Sunvalley (HK) Technology Limited			1	351,357.00 3.66	299,814.94 7.86	46,485,117. 36	4,233,343.2 7	4,308,914.7 0
Euro- techDistrib ution			157,720.82	44,390,607. 35	29,134,311. 11	43,720,626. 03	- 2,983,593.0 0	- 2,999,461.1 6

5,667.77

2025 04 30	“ ” www.ir- online.cn			2024		

2025 8 25

www.cninfo.com.cn

“ ”

2024

1 2025 4 21
2022

4,397,000

2,400,000
2 2025 5 15

2024

2022

2025-057

3 2025 7 3
2025-062

2022

4,397,000

22

462,216,663

457,819,663

1

“2024 >|#a,9 ĐĐjđ ”

2

3

()			()	()	()		
-----	--	--	-----	-----	-----	--	--

<p>Sunvalley E-commerce HK Limited</p> <p>2023 03 32758 2</p>	10,749.88			<p>2025</p> <p>715.45</p>	<p>2025-008</p>	<p>2025 03 10</p>	<p>2022-049</p> <p>2023-120</p> <p>2025-004</p> <p>2025-008</p>
<p>Sunvalley E-commerce HK Limited</p> <p>2023 03 6615 3</p>	10,836.01			<p>2025</p> <p>480.73</p>		<p>2024 10 11</p>	<p>2021-029</p> <p>2021-039</p> <p>2021-081</p> <p>2021-094</p> <p>2021-108</p> <p>2022-080</p> <p>2023-009</p> <p>2023-157</p> <p>2024-087</p>
<p>Sunvalley E-commerce H K Limited</p> <p>2022 03 4399 4</p>	49,589.62					<p>2024 09 10</p>	<p>2022-049</p> <p>2022-101</p> <p>2024-061</p> <p>2024-083</p>
<p>2023 03 32756 5</p>	1,721.78			<p>2025</p> <p>101.85</p>		<p>2025 05 23</p>	<p>2022-129</p>

							2025-059
Sunvalley E-commerce HK Limited 2022 03 6322	667.02					2025 02 11	2022-169 2025-005
2024 03 30549 6	2,835.73			2025 2,875.76		2025 06 19	2023-159 2024-061 2024-083 2025-061
2024 03 3320 7	24,250.53					2025 05 23	2024-009 2025-059
Sunvalley E-commerce HK Limited 2024 06 65	8,911.34					2024 06 06	2024-062

1

2 3 5 6

2025 6 30

4

49,589.62

7

24,250.53

()			()	()	()		
	925.67		/				

1							
/	444.32		/				
2							

1

130.15

2

/

#



> ὕψος • €ἰσ ὕκ • €ἰσ λβθ €

--	--	--	--	--	--	--	--	--	--

			600	150	750	0.00%			

1				1401	851	2024.11.10-2028.9.30
2				1402	192	2024.11.10-2028.9.30
3				1403	156	2024.11.10-2028.9.30
4				502	160.81	2024.9.12-2026.9.11
5	SUNVALLEYJA PANCo.,Ltd			2 11	132.23	2023.5.1-2025.4.30

10%

10%

	2023 04 24	5,000	2025 01 16	1,100				4		
	2023 04 24	5,000	2025 02 11	1,000				4		
	2022 04 26	13,500	2022 07 28	675				6		
	2022	13,500	2022	1,125				6		

04 26 09 29

2024 2024
04 22 13,500 06 13 900 6

2024 2024
04 22 13,500 06 19 900 6

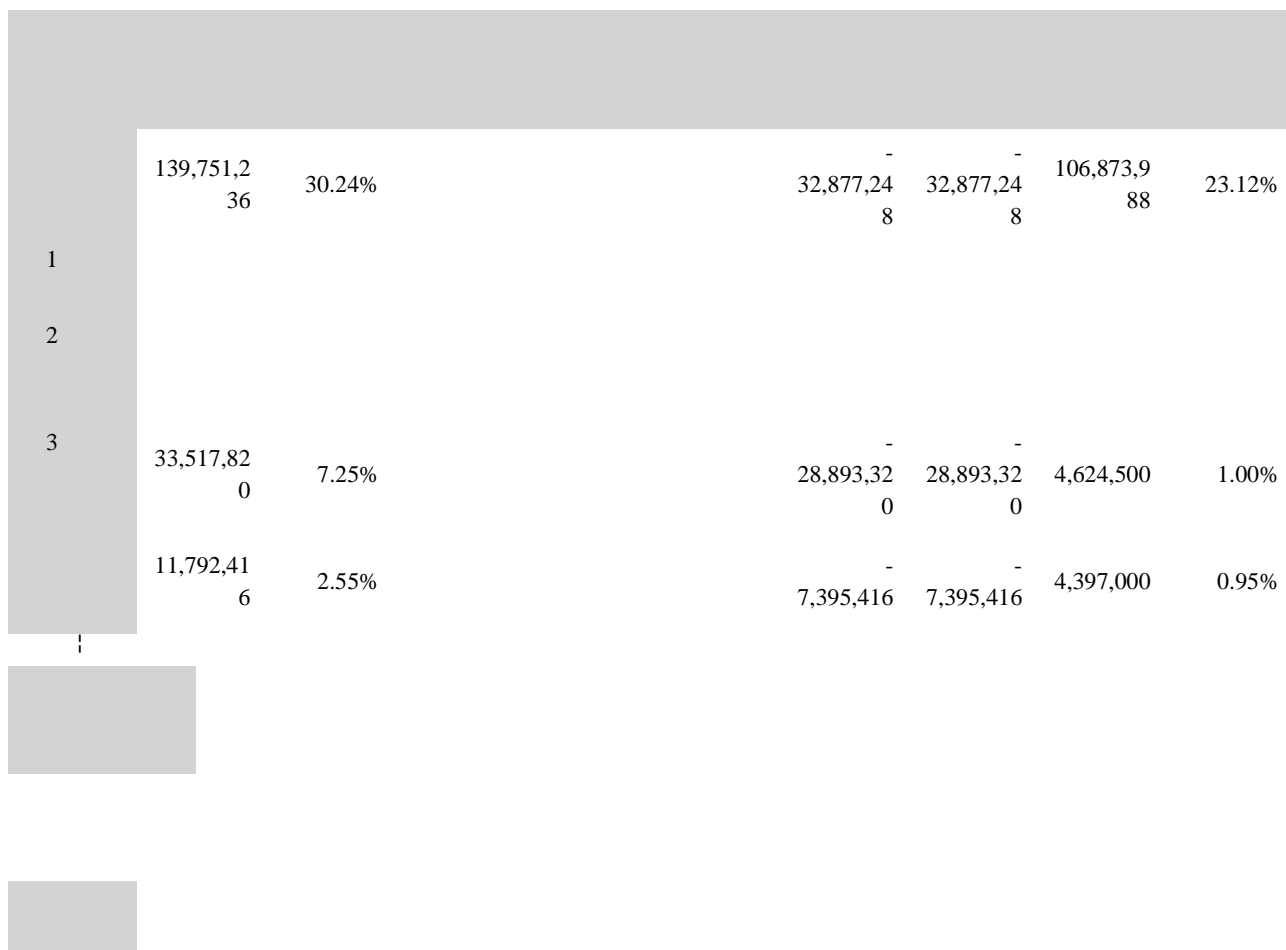
2024 2024
04 22 13,500 07 19 1,000 4

2024
04 22

	2025 04 22	3,000	2025 01 22	800				4		
	2025 04 22	3,000	2025 04 25	760				6		
	2025 04 22	26,000	2025 01 17	5,522				4		
	2025 04 22	26,000	2025 01 23	1,644				4		
	2025 04 22	26,000	2025 03 06	1,234				4		
B1		100,000	B2							17,220
B3		100,000	B4							24,230
A1+B1+C1		100,000	A2+B2+C2							17,220
A3+B3+C3		100,000	A4+B4+C4							24,230
A4+B4+C4										192.63%
D										0
		70%	E							10,845
F		50%								16,968
D+E+F										27,813

--	--

--	--	--	--	--	--	--	--	--



8

27

	462,216,663	100.00%				0	0	462,216,663	100.00%

1

9

2025 2 14

2025-

006

2

3

2022

2025 7 3

2022

2025-062

1 2025 4 21

2022

4,397,000

2,400,000

2 2025 5 15

2024

2022

2025-

057

3 2025 7 3

2022

2025-062

4,397,000

22

462,216,663

457,819,663

2025 7 3

462,216,663

	102,249,488			102,249,488		2026 9 19
	15,081,292	15,081,292				2025 2 19
	2,059,612	2,059,612				2025 2 19
SUNVALLEY E COMMERCE HK LIMITED	3,983,928	3,983,928				2025 2 19
	4,749,700	4,749,700				2025 2 19
	1,494,780	1,494,780				2025 2 19
	1,494,780	1,494,780				2025 2 19
	1,494,780	1,494,780				2025 2 19
	1,494,780	1,494,780				2025 2 19
	1,494,780	1,494,780				2025 2 19
	1,063,596	1,063,596				2025 2 19
	587,500	380,000		207,500		
	200,000	190,000		10,000		
	200,000	190,000		10,000		
22						
8	3,372,000	3,372,000				
7						
2	225,000	225,000				
			4,397,000	4,397,000		

				200				
BARCLAYS BANK PLC		0.37%	1,710,010	1,037,324		1,710,010		
10 3								
	1 2	”“	”	“	SUNVALLEY E	COMMERCE	HK LIMITED	
/								
10 11	4,397,000 2025 7 3							
10								
					80,127,735			80,127,735
					22,813,383			22,813,383
					4,749,700			4,749,700
					4,523,848			4,523,848
					4,425,900			4,425,900
SUNVALLEY E COMMERCE HK LIMITED					3,983,928			3,983,928
					3,361,773			3,361,773
					1,930,807			1,930,807
BARCLAYS BANK PLC					1,710,010			1,710,010
					1,526,300			1,526,300
10 10 10	”“ ” “ SUNVALLEY E COMMERCE HK LIMITED							
10 4	1,526,300 824,900 701,400							

5%	10	10	
<input checked="" type="checkbox"/>			
10	10		/
<input checked="" type="checkbox"/>			
<input checked="" type="checkbox"/>			
10		10	
<input checked="" type="checkbox"/>			
10		10	


2024





2025 06 30

	277,238,211.20	197,234,163.96
	12,990,682.88	15,389,595.87
	307,167,187.65	310,256,963.44
	38,195,517.32	32,174,662.11
	11,552,126.53	14,698,489.55
	31,775,953.75	18,966,354.14



3,109,475.07	3,347,728.57
500,000.00	500,000.00
10,147,200.00	10,147,200.00
18,042,467.46	18,243,287.94
332,131,080.12	349,124,159.59
20,591,630.64	10,334,124.30
5,434,584.81	5,833,496.04
36,077,136.68	38,152,515.67
61,323,061.72	61,323,061.72
3,208,973.86	3,571,522.20
53,871,806.92	53,775,860.49
10,542,985.55	11,141,695.84
554,980,402.83	565,494,652.36
1,4	

	62,476,364.15	68,246,236.89
	21,890,619.29	13,795,858.04
	1,023,190,089.16	1,031,649,150.35
	60,669,413.94	59,579,985.09
	3,867,507.55	4,259,405.49
	1,220,174.61	1,195,250.88
	199,682,372.23	174,177,321.38
	5,490,740.87	6,410,697.07
	2,700,278.36	3,153,625.59
	273,630,487.56	248,776,285.50
	1,296,820,576.72	1,280,425,435.85
	457,819,663.00	462,216,663.00
	1,510,702,492.21	1,521,590,272.21
		15,284,780.00
	-26,366,421.72	-32,304,008.78
	26,928,612.04	26,928,612.04

	2,868,961.34	4,927,627.53
	112,126,935.14	135,996,762.89
	1,879,586.77	1,733,896.92
	29,840,203.00	63,380,116.25
	3,783,480.94	11,196,865.78
	8,407,124.48	14,037,857.23
	385,958.60	
	287,497,551.83	344,510,068.40
	1,233,159,200.34	1,233,159,200.34
	70,129,473.55	76,512,024.60
	2,421,219.34	2,037,250.30
	9,358,145.60	9,877,740.69
	36,651,982.87	37,443,586.78
	906,576.29	1,468,325.29
	1,352,626,597.99	1,360,498,128.00
	1,640,124,149.82	1,705,008,196.40
	105,140,000.00	106,037,458.00


	91,566,259.47	104,266,676.48
	85,157,356.16	163,776,799.29
	7,037,137.02	7,874,541.85
	2,752,998.89	3,674,485.42
	254,707.22	1,024,422.24
	300,783,948.48	240,858,116.99
	35,805,000.00	19,785,000.00
	1,014,140.13	2,464,963.85
	629,511,547.37	649,762,464.12
	10,519,138.25	33,494,866.84
	1,220,174.61	1,195,250.88
	163,691,247.25	166,977,498.61
	1,027,469.81	1,411,480.81
	16,590.03	303,163.57
	176,474,619.95	203,382,260.71
	805,986,167.32	853,144,724.83
	457,819,663.00	462,216,663.00
	1,499,933,934.80	1,510,821,714.80
		15,284,780.00
	26,928,612.04	26,928,612.04
	-1,150,544,227.34	-1,132,818,738.27
	834,137,982.50	851,863,471.57
	1,640,124,149.82	1,705,008,196.40

	2025	2024
	726,184,433.56	801,368,664.90

	726,184,433.56	801,368,664.90
	704,040,862.93	788,653,672.19
	579,842,357.67	613,633,737.36
	2,700,815.15	2,852,066.99
	59,192,397.99	87,777,848.11
	45,905,356.59	61,947,067.41
	10,762,526.23	12,517,654.46
	5,637,409.30	9,925,297.86
	13,694,471.90	12,030,405.34
	122,540.90	472,686.98
	1,966,350.95	1,158,567.29
“ ”	20,327,627.87	10,367,516.40
	-238,278.31	-2,649,038.85
“ ”		
“ ”		
”		51,000.60
“ ”	-2,261,002.81	1,056,353.84
“ ”	-3,150,431.92	-1,483,986.59
“ ”		10,415.71
“ ”	39,026,114.72	23,874,859.96
	257,113.55	4,938,849.79
	43,790,100.38	8,633,767.46
“ ”	-4,506,872.11	20,179,942.29
	4,747,251.79	9,796,890.46

	“_”	-9,254,123.90	10,383,051.83
1.	“_”	-9,254,123.90	10,383,051.83
2.	“_”		
1.	“_”	-10,136,729.78	9,348,634.39
2.	“_”	882,605.88	1,034,417.44
		6,647,555.62	50,503,385.58
		5,937,587.06	50,752,992.31
			56,436,628.12
1.			
2.			
3.			
4.			
5.			56,436,628.12
		5,937,587.06	-5,683,635.81
1.		24.80	
2.			
3.			
4.			
5.			
6.		5,937,562.26	-5,683,635.81
7.			
		709,968.56	-249,606.73
		-2,606,568.28	60,886,437.41
		-4,199,142.72	60,101,626.70
		1,592,574.44	784,810.71
		-0.0220	0.0199
		-0.0220	0.0199

	2025	2024
	121,905,827.59	149,720,765.02
	114,040,193.25	140,829,810.71



878,427.12

2.		
3.		
4.		
5.		
6.		
7.		
	-17,725,489.07	-23,418,230.32

	2025	2024
	706,610,898.75	699,544,532.97
	47,047,841.46	8,308,647.79
	32,086,882.08	6,466,225.56
	785,745,622.29	714,319,406.32
	530,856,363.29	507,460,366.58
	103,594,102.74	94,769,267.53
	9,531,143.59	16,335,804.43
	94,601,500.15	

03,4,


	51,707,057.65	40,861,361.13
	20,625,930.61	17,400,223.66
	43,000,000.00	47,123,037.80
	22,721.18	185,337.40
	63,648,651.79	64,708,598.86
	-11,941,594.14	-23,847,237.73
	324,204,807.15	159,050,000.14
	33,750,000.00	44,623,244.44
	357,954,807.15	203,673,244.58
	237,491,263.83	169,203,610.48
	12,498,621.33	10,616,513.65
	82,246,203.70	54,155,542.29
	332,236,088.86	233,975,666.42
	25,718,718.29	-30,302,421.84
	3,944,843.65	3,477,869.60
	64,884,480.32	-27,777,641.54
	77,525,984.96	82,719,304.41
	142,410,465.28	54,941,662.87

	2025	2024
	38,282,085.26	136,582,371.11
	1,245,944.23	1,093,694.12
	160,168,842.85	265,944,050.10
	199,696,872.34	403,620,115.33
	33,357,295.95	126,674,553.51
	2,954,307.89	15,574,848.41
	211,238.56	2,686,003.05
	129,638,147.25	187,942,502.35
	166,160,989.65	332,877,907.32
	33,535,882.69	70,742,208.01
		100,000.00
		100,000.00

	1,297,402.60	4,087,934.95
		23,600,000.00
	1,297,402.60	27,687,934.95
	-1,297,402.60	-27,587,934.95
	105,000,000.00	78,050,000.00
	105,000,000.00	78,050,000.00
	105,000,000.00	71,212,500.00
	1,192,765.02	4,166,188.29
	34,421,000.00	46,576,853.06
	140,613,765.02	121,955,541.35
	-35,613,765.02	-43,905,541.35
	-1,618.56	1,949,347.60
	-3,376,903.49	1,198,079.31
	3,408,539.73	1,304,966.18
	31,636.24	2,503,045.49

2025

	- 4,39 7,00 0.00				- 10,8 87,7 80.0 0	- 15,2 84,7 80.0 0	5,93 7,58 7.06				- 10,1 36,7 29.7 8		- 4,19 9,14 2.72	939, 614. 45	- 3,25 9,52 8.27
							5,93 7,56 2.26				- 10,1 36,7 29.7 8		- 4,19 9,16 7.52	1,59 2,57 4.44	- 2,60 6,59 3.08
	- 4,39 7,00 0.00				- 10,8 87,7 80.0 0	- 15,2 84,7 80.0 0									
1															
2															
3	- 4,39 7,00 0.00				- 10,8 87,7 80.0 0	- 15,2 84,7 80.0 0									
4															
														- 652, 959. 99	- 652, 959. 99
1															
2															
3														- 652, 959. 99	- 652, 959. 99
4															
1															
2															
3															
4															




24.8
0

24.8
0

24.8
0

							92.3				4.39		26.7	71	37.4
							1						0		1
	-				-	-							3,88	-	800,
	3,27				4,21	11,3							3,03	3,08	843.
	2,00				0,24	65,2							9.69	2,19	92
	0.00				0.31	80.0								5.77	
1						0								-	-
														17,5	17,5
														24,5	24,5
														4	4
2															
3	-				-	-							3,88		3,88
	3,27				4,21	11,3							3,03		3,03
	2,00				0,24	65,2							9.69		9.69
	0.00				0.31	80.0									
						0								-	-
4														3,06	3,06
														4,67	4,67
														1.23	1.23
1															
2															
3															
4															
1															
2															
3															
4															
5															
6															




467,
337,
663.

-
21,3
40,8
45.2
1

-
21,3
40,8
45.2
1

-
242,
017.
12



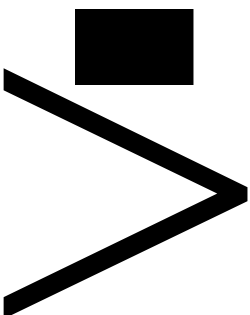
-
21,5
82,8
62.3
3



125
108

13

88



2												
3	- 4,397, 000.0 0				- 10,88 7,780. 00	- 15,28 4,780. 00						
4												
1												
2												
3												
1												
2												
3												
4												
5												
6												
1												
2												
	457,8 19,66 3.00				1,499, 933,9 34.80				26,92 8,612. 04	- 1,150, 544.2 27.34		834,1 37,98 2.50

	2024											
	470,6 09,66 3.00				1,543, 587,3 68.90	53,03 2,120. 00				26,92 8,612. 04	- 733,0 40,70 8.96	1,255, 052,8 14.98
	470,6 09,66 3.00				1,543, 587,3 68.90	53,03 2,120. 00				26,92 8,612. 04	- 733,0 40,70 8.96	1,255, 052,8 14.98
“ ”	- 3,272, 000.0 0				- 4,210, 240.3 4	- 11,36 5,280. 00					- 23,41 8,230. 32	- 19,53 5,190. 66
											- 23,41 8,230. 32	- 23,41 8,230. 32
	- 3,272, 000.0 0				- 4,210, 240.3 4	- 11,36 5,280. 00						3,883, 039.6 6
1												
2												
3	- 3,272, 000.0 0				- 4,210, 240.3 4	- 11,36 5,280. 00						3,883, 039.6 6
4												
1												
2												
3												

1												
2												
3												
4												
5												
6												
1												
2												
	467,3 37,66 3.00				1,539, 377,1 28.56	41,66 6,840. 00			26,92 8,612. 04	- 756,4 58,93 9.28		1,235, 517,6 24.32

“ ” “ ” 1994 11 11

2010 12 22

91440606617643049A

457,819,663.00

457,819,663.00

1

2015 6 10

2025 8 25

“ ” 2023

15 —

12

1 1 12 31

12

	100
	100
	100
	100
	100

2

12

”

“

”

“

”

“22

1

1

2

3

4

1

2

3

4

“ ”

1

2

2

3

”

“

“ ”

4

“ ”

8 —

1

2

“ ”

“ ”

2

3

4

5

6

3

1

2

1

2

4

5

6

12

90

65

7

12

1

2

1	2
2	

1	
2	

1

2

0

3

1	2 3
2	
3	

1	
2	
3	

1

2

0

3

0

1

4

11

1

2

1

“ ”

“ ”
“ ”

“ ” “ ”
“ ”

22 —

3

1

2

—

		20	4	4.80
		10	4	9.60
		3-5	4-10	18-32
		3-5	4-10	18-32
		3-5	4-10	18-32

1

2

3

4

1

2

3

4

5

1 —

14 —

2

2

3

1

2

1

1

2

“ ”

2

1

(1)

(2)

(3)

2

(1)

(2)

(3)

(4)

3

A

“ ”

B

FOB

“ ”

A

B

3 — “ ”

1

1

2

2

3

4

18 —

18 —

8 —

-
-
-
-
-

-
-
-

(12)

-
-
-
-
-

11 6

3

22 —

1

2

1

12 —

22 —

22 —

12 —

—

2

22 —

37 —

12 —

		13% 6%
		7%
		20% 15% 25%

		3%
		2%

	8.25%	16.5%
Red Bud(HK)Limited	8.25%	16.5%
Profound Century Limited	8.25%	16.5%
HTE WM Limited	8.25%	16.5%
Spectrum Power Company Limited	8.25%	16.5%
Sunvalley(HK)Technology Limited	8.25%	16.5%
ParisRhone(HK)Technology Limited	8.25%	16.5%
NOURISH STAR(HK)LIMITED	8.25%	16.5%
Saca PrecisionTechnology S.r.l.	24%	3.9%
Donati S.r.I	24%	3.9%
Collections Corp.	21%	
VAVA International Inc.	21%	
ATI INC.	21%	
TII INC.	21%	
Sunvalley Japan Co.,Ltd	15%	23.2
FuT	15%	23.2
Evajoy SARL	25.00%	
EURO-TECH Distribution	25.00%	
ZB Tinternational Trading GmbH	15%	5.5%
SIG GmbH	15%	5.5%

2024 11 19 (GR202444002813) 2024-
2027 15%

2024 11 28 (GR202444005108) 2024-
2027 15%

2023
6 100 25%
20% 2023 1 1 2027 12 31 2022
13 100 300 25%
20% 2022 1 1 2027 12 31

	4,926.52	8,587.89
	215,591,930.45	162,133,044.13
	61,641,354.23	35,092,531.94
	277,238,211.20	197,234,163.96
	36,938,714.44	51,708,371.72

--	--	--

	12,990,682.88	15,389,595.87
	12,990,682.88	15,389,595.87

--	--

	841,609.67	8,102,115.30
	841,609.67	8,102,115.30

--	--

--	--	--	--	--	--

1	1	296,456,344.73
1	2	13,153,578.15
2	3	6,896,078.91

3		23,810,866.69	24,176,776.22
3 4		5,079,303.08	7,608,269.83
4 5		5,383,909.54	3,204,116.84
5		13,347,654.07	13,364,389.55
		340,316,868.48	343,532,667.36

10,587,886.21	3.11%	10,147,473.40	95.84%	440,412.81	10,604,621.69	3.09%	10,164,208.94	95.85%	440,412.75
---------------	-------	---------------	--------	------------	---------------	-------	---------------	--------	------------

9,707,060.70	2.85%	9,707,060.70	100.00%	0.00	9,723,796.18	2.83%	9,723,796.18	100.00%	0.00
--------------	-------	--------------	---------	------	--------------	-------	--------------	---------	------

880,825.51	0.26%	440,412.70	50.00%	440,412.81	440,412.76	0.26%	440,412.76	50.00%	440,412.75
------------	-------	------------	--------	------------	------------	-------	------------	--------	------------

329,728,982.27	96.89%	23,002,207.43	6.98%	306,726,774.84	332,928,045.67	96.91%	23,111,494.98	6.94%	309,816,550.69
----------------	--------	---------------	-------	----------------	----------------	--------	---------------	-------	----------------

329,728,982.27	9882 m'
----------------	---------

	10,604,621.69	10,164,208.94	10,587,886.21	10,147,473.40		
--	---------------	---------------	---------------	---------------	--	--

--	--	--	--	--	--	--

1

1

294,936,462.68

5,661,1-

1		22,707.43			
		22,707.43			

1	62,396,612.12		62,396,612.12	18.33%	904,750.88
2	20,841,545.61		20,841,545.61	6.12%	302,202.41
3	16,621,192.36		16,621,192.36	4.88%	241,007.29
4	15,553,043.88		15,553,043.88	4.57%	777,652.18
5	11,190,298.70		11,190,298.70	3.29%	162,259.33
	126,602,692.67		126,602,692.67	37.19%	2,387,872.09

--	--	--

0

			/	
--	--	--	---	--

--	--	--	--	--

--	--

--	--	--	--	--	--

	38,195,517.32	32,174,662.11
	38,195,517.32	32,174,662.11

	12			

2025	1	1		

--	--	--	--	--	--

--	--

--	--	--

--	--

--	--	--	--	--	--

	31,775,953.75	18,966,354.14
	31,775,953.75	18,966,354.14

--	--	--

--	--	--	--	--

--	--	--	--	--	--

--	--

--	--	--	--	--	--

()		
-----	--	--

()				
-----	--	--	--	--

--	--	--	--	--	--

--	--

--	--	--	--	--	--

	4,127,488.68	9,771,017.99
	4,222,813.82	6,074,017.93
	652,088.36	1,211,441.27
	784,159.51	651,232.65
	10,606,351.95	6,845,813.42
	19,400,267.40	0.00
	39,793,169.72	24,553,523.26

1	1	27,831,690.40	14,181,655.90
1	2	1,734,240.84	1,833,345.42
2	3	2,047,586.01	2,561,347.67
3		8,179,652.47	5,977,174.27
3	4	4,702,831.39	1,936,945.27
4	5	1,656,825.70	1,879,410.54
5		1,819,995.38	2,160,818.46
		39,793,169.72	24,553,523.26

☑

	3,104,81 0.71	7.80%	2,804,81 0.71	90.34%	300,000. 00	3,106,08 9.67	12.65%	2,806,08 9.67	90.34%	300,000. 00
	2,504,81 0.71	6.29%	2,504,81 0.71	100.00%	0.00	2,506,08 9.67	10.21%	2,506,08 9.67	100.00%	
	600,000. 00	1.51%	300,000. 00	50%	300,000. 00	600,000. 00	2.44%	300,000. 00	50.00%	300,000. 00
	36,688,3 59.01	92.20%	5,212,40 5.26	14.21%	31,475,9 53.75	21,447,4 33.59	87.35%	2,781,07 9.45	12.97%	18,666,3 54.14
	31,703,3 34.14	79.67%	5,212,40 5.26	16.44%	26,490,9 28.88	8,708,21 8.91	35.47%	2,781,07 9.45	31.94%	5,927,13 9.46

	4,985,02 4.87	12.53%			4,985,02 4.87	12,739,2 14.68	51.88%			12,739,2 14.68
	39,793,1 69.72	100.00%	8,017,21 5.97	20.15%	31,775,9 53.75	24,553,5 23.26	100.00%	5,587,16 9.12	22.76%	18,966,3 54.14

1	987,341.09	987,341.09	986,125.69	986,125.69	100.00%
2	600,000.00	300,000.00	600,000.00	300,000.00	50.00%
3	521,075.00	521,075.00	521,075.00	521,075.00	100.00%
4	232,002.00	232,002.00	232,002.00	232,002.00	100.00%
5	193,214.00	193,214.00	193,214.00	193,214.00	100.00%
6	185,724.79	185,724.79	185,724.79	185,724.79	100.00%
7	100,000.00	100,000.00	100,000.00	100,000.00	100.00%
8	100,000.00	100,000.00	100,000.00	100,000.00	100.00%
9	52,076.26	52,076.26	52,076.26	52,076.26	100.00%
10	50,000.00	50,000.00	50,000.00	50,000.00	100.00%
11	20,900.00	20,900.00	20,900.00	20,900.00	100.00%
12	19,216.00	19,216.00	19,216.00	19,216.00	100.00%
13	15,332.35	15,332.35	15,268.79	15,268.79	100.00%
14	10,000.00	10,000.00	10,000.00	10,000.00	100.00%
15	6,600.00	6,600.00	6,600.00	6,600.00	100.00%
16	6,000.00	6,000.00	6,000.00	6,000.00	100.00%
17	2,000.00	2,000.00	2,000.00	2,000.00	100.00%
18	1,440.00	1,440.00	1,440.00	1,440.00	100.00%
19	1,188.00	1,188.00	1,188.00	1,188.00	100.00%
20	654.00	654.00	654.00	654.00	100.00%
21	650.00	650.00	650.00	650.00	100.00%
22	460.18	460.18	460.18	460.18	100.00%
23	216.00	216.00	216.00	216.00	100.00%
	3,106,089.67	2,806,089.67	3,104,810.71	2,804,810.71	

1

1

23,597,-

	12	()	()	
2025 1 1		2,781,079.45	2,806,089.67	5,587,169.12
2025 1 1				
		2,446,066.76	0.00	2,446,066.76
		53,442.31	0.00	53,442.31
		-38,701.36	1,278.96	-37,422.40
2025 6 30		5,212,405.26	2,804,810.71	8,017,215.97

	2,806,089.67				1,278.96	2,804,810.71
	2,781,079.45	2,446,066.76	53,442.31		-38,701.36	5,212,405.26
	5,587,169.12	2,446,066.76	53,442.31		-37,422.40	8,017,215.97

--	--	--	--	--

	130,040.58

--	--	--	--	--



1	19,400,267.40	1	48.75%	867,861.69
2	2,605,686.83	1	6.55%	0.00
3				

	10,654,441.75	556,249.92	10,098,191.83	17,706,425.33	689,293.19	17,017,132.14
	8,109,490.47		8,109,490.47	5,565,384.43		5,565,384.43
	148,387,496.60	14,971,919.84	133,415,576.76	165,408,451.75	19,069,106.54	146,339,345.21
	510,271.36		510,271.36	7,841,741.00		7,841,741.00
	24,974,467.34	1,002,867.83	23,971,599.51	26,130,946.52	1,121,020.20	25,009,926.32
	3,014,634.33		3,014,634.33	3,220,441.04		3,220,441.04
	492,971.96		492,971.96	248,619.82		248,619.82
	196,143,773.81	16,531,037.59	179,612,736.22	226,122,009.89	20,879,419.93	205,242,589.96

--	--	--	--	--

	689,293.19	25,635.95		158,679.22	556,249.92
	19,069,106.54	3,014,291.67		6,740,820.37	14,971,919.84
	1,121,020.20	110,504.30		228,656.67	1,002,867.83
	20,879,419.93	3,150,431.92		7,128,156.26	16,531,037.59

--	--	--	--	--	--

--	--	--	--	--	--	--

--	--	--

	1,443,264.91	2,285,072.05
	25,322,170.98	43,604,560.44
	1,161,122.82	817,222.32
	617,232.41	1,097,167.03
	28,543,791.12	47,804,021.84

--

	12	()	()	
2025 1 1				

--	--

--	--	--	--	--	--	--	--	--	--

--	--	--	--

	12	()	()	
2025	1	1		

--	--

	500,000.00						500,000.00	
	500,000.00						500,000.00	

--	--	--	--

	12	()	()	
2025 1 1				

--	--	--	--	--	--

--	--

--	--	--	--	--	--

	2,951, 669.93				- 36,104 .65						2,915, 565.28	
	248,74 7.32				- 129,90 0.18	-21.13					118,82 6.01	
	157,17 9.81				- 42,763 .82	45.93					114,46 1.92	
	- 9,868. 49				- 29,509 .65						- 39,378 .14	

	3,347,728.57				- 238,278.30	24.80					3,109,475.07	
	3,347,728.57				- 238,278.30	24.80					3,109,475.07	

:	10,147,200.00	10,147,200.00
	10,147,200.00	10,147,200.00

	20,455,196.38			20,455,196.38
1.	20,455,196.38			20,455,196.38
2.				
3.				
4.	20,455,196.38			20,455,196.38
1.	2,211,908.44			2,211,908.44
2.	200,820.48			200,820.48
3.				
4.	2,412,728.92			2,412,728.92
1.	18,042,467.46			18,042,467.46
2.	18,243,287.94			18,243,287.94

--	--	--	--	--	--	--

--	--	--

	332,131,080.12	349,124,159.59
	332,131,080.12	349,124,159.59

1.	207,324,337.85	434,579,755.49	18,408,052.21	12,839,786.38	158,221,127.74	831,373,059.67
2.	133,487.38	5,892,107.67	261,582.57	167,636.89	10,026,384.00	16,481,198.51
1	133,487.38	4,974,425.35	244,743.37	167,636.89	3,390,822.25	8,911,115.24
2		709,997.32			6,526,501.47	7,236,498.79
3						

4		207,685.00	16,839.20		109,060.28	333,584.48
3.		2,695,044.10	715,528.31	117,831.30	1,955,549.97	5,483,953.68
1		2,695,044.10	604,511.79		1,790,582.89	5,090,138.78
2			128,099.46	118,257.65	230,912.56	477,269.67
3			-17,082.94	-426.35	-65,945.48	-83,454.77
4.	207,457,825.23	437,776,819.06	17,954,106.47	12,889,591.97	166,291,961.77	842,370,304.50
1.	80,929,873.99	255,464,864.32	15,260,163.05	11,232,265.85	116,417,360.58	479,304,527.79
2.	4,990,931.17	19,260,330.73	391,203.97	298,650.93	8,127,030.75	33,068,147.55
1	4,990,931.17	18,885,489.71	374,364.77	298,650.93	8,195,300.63	32,744,737.21
2		374,841.02	16,839.20		-68,269.88	323,410.34
3.		2,157,098.98	680,785.63	111,663.88	1,889,586.81	4,839,135.30
1		2,157,098.98	580,530.22	6,525.95	1,731,471.92	4,475,627.07
2			114,939.56	105,543.69	206,533.45	427,016.70
3			-14,684.15	-405.76	-48,418.56	-63,508.47
4.	85,920,805.16	272,568,096.07	14,970,581.39	11,419,252.90	122,654,804.52	507,533,540.04
1.		2,944,372.29				2,944,372.29
2.						
1						
3.		238,687.95				238,687.95
1		238,687.95				238,687.95
4.		2,705,684.34				2,705,684.34
1.	121,537,020.07	162,503,038.65	2,983,525.08	1,470,339.07	43,637,157.25	332,131,080.12
2.	126,394,463.86	176,170,518.88	3,147,889.16	1,607,520.53	41,803,767.16	349,124,159.59

	15,278,942.94	9,496,087.95	1,942,452.28	3,840,402.71	
	15,278,942.94	9,496,087.95	1,942,452.28	3,840,402.71	

--	--

--	--	--

--	--	--

	18,320,438.37	8,776,391.98
	2,271,192.27	1,557,732.32
	20,591,630.64	10,334,124.30

	18,320,438.37		18,320,438.37	8,776,391.98		8,776,391.98
	18,320,438.37		18,320,438.37	8,776,391.98		8,776,391.98


	16,000,000.00	228,316.85	8,696,284.70	6,376,801.63		2,547,799.92	55.78%	55.78%				
CBZ	400,000.00		209,546.59			209,546.59	52.39%	52.39%				
M05	300,000.00		298,594.69			298,594.69	99.53%	99.53%				
V6	1,500,000.00		1,071,841.75			1,071,841.75	71.46%	71.46%				
CBZ	400,000.00		322,129.97			322,129.97	80.53%	80.53%				
6	492,000.00		435,398.24			435,398.24	88.50%	88.50%				
	398,000.00		310,366.98			310,366.98	77.98%	77.98%				
F65	600,000.00	576,522.72	13,132.46	589,655.18			98.28%	98.28%				
	1,144,880.00	911,851.32	101,316.81	1,013,168.13			88.50%	88.50%				
	1,516,000.00	1,341,592.92				1,341,592.92	88.50%	88.50%				
MES	2,952,000.00	1,320,575.22	967,256.64			2,287,831.86	77.50%	77.50%				
N3	400,000.00	368,355.02				368,355.02	92.09%	92.09%				

CBZ	500,00 0.00	318,76 9.70	6,191. 48			324,96 1.18	64.99 %	764.99 %				
4	290,32 0.00		256,92 0.35			256,92 0.35	88.50 %	88.50 %				
CBZ	1,850, 000.00		1,637, 168.14			1,637, 168.14	88.50 %	88.50 %				
	800,00 0.00		424,77 8.76			424,77 8.76	53.10 %	53.10 %				
	29,543 ,200.0 0	5,065, 983.75	14,750 ,927.5 6	7,979, 624.94		11,837 ,286.3 7						

--	--	--	--	--	--	--	--	--	--	--	--	--

	2,271,192.27		2,271,192.27	1,557,732.32		1,557,732.32
	2,271,192.27		2,271,192.27	1,557,732.32		1,557,732.32

1.	6,364,438.73	6,364,438.73
2.	547,592.89	547,592.89
1	506,382.04	506,382.04
2	41,210.85	41,210.85
3.		
4.	6,912,031.62	6,912,031.62
1.	530,942.69	530,942.69
2.	946,504.12	946,504.12
1	916,628.43	916,628.43
2	29,875.69	29,875.69
3.		
1		
4.	1,477,446.81	1,477,446.81
1.	5,434,584.81	5,434,584.81
2.	5,833,496.04	5,833,496.04



1.	40,074,482.0 0	871,935.13	0.00	24,647,688.2 3	105,879,854. 54	171,473,959. 90
2.		48,973.34		1,522,586.88	1,214,307.30	2,785,867.52
1				1,503,873.60		1,503,873.60
2						
3						
4		48,973.34		18,713.28	1,214,307.30	1,281,993.92
3.						
1						
2						
4.	40,074,482.0 0	920,908.47		26,170,275.1 1	107,094,161. 84	174,259,827. 42
1.	12,170,971.5 6	448,013.12		21,616,549.4 7	83,524,884.2 9	117,760,418. 44
2.	429,974.04	178,172.48		481,340.59	3,836,268.69	4,925,755.80
1	429,974.04	128,425.66		466,680.30	2,892,377.52	3,917,457.52
2						
3		49,746.82		14,660.29	943,891.17	1,008,298.28
3.						
1						
2						
4.	12,600,945.6 0	. Â m"				

2.							
1							
3.						64,509.29	64,509.29
1							
2						64,509.29	64,509.29
4.						15,496,516.50	15,496,516.50
1.	27,473,536.40	294,722.87		4,072,385.05		4,236,492.36	36,077,136.68
2.	27,903,510.44	423,922.01		3,031,138.76		6,793,944.46	38,152,515.67

0.00%

--	--	--	--	--

--	--	--

Donati	4,645,336.36				4,645,336.36
	1,010,528,905.25				1,010,528,905.25

	1,015,174,241. 61					1,015,174,241. 61
--	----------------------	--	--	--	--	----------------------

	953,851,179.89					953,851,179.89
	953,851,179.89					953,851,179.89

--	--	--	--

	56,677,725.3 6	69,840,000.0 0		5	- 0.41% 1.97%	0% 2.85% 15.36%	
	56,677,725.3 6	69,840,000.0 0					

☑

		50,000.00	8,333.34		41,666.66
	2,793,405.76	457,805.31	657,861.39		2,593,349.68
	55,054.28				55,054.28
	723,062.16	108,016.16	312,278.15	-103.07	518,903.24
	3,571,522.20	615,821.47	978,472.88	-103.07	3,208,973.86

	51,688,720.61	9,285,573.92	56,056,240.61	9,916,747.97
	115,062,512.52	18,597,327.28	109,695,707.19	17,155,016.73
	163,691,247.25	24,553,687.09	166,977,498.61	25,046,624.79
	317,678.61	47,651.79	1,330,799.01	199,619.85
	5,474,935.75	1,387,566.84	5,818,435.79	1,457,851.15
	336,235,094.74	53,871,806.92	339,878,681.21	53,775,860.49

500	8,818,660.30	1,322,799.05	11,280,274.97	1,692,041.25
	5,434,579.45	1,377,479.31	5,833,496.04	1,461,584.34
	14,253,239.75	2,700,278.36	17,113,771.01	3,153,625.59

		53,871,806.92		53,775,860.49
		2,700,278.36		3,153,625.59

	23,445,842.27	22,191,450.44
	35,791,125.01	7,199,822.77
	667,274,357.48	627,961,909.98
	4,246,488.44	4,836,440.63
	730,757,813.20	662,189,623.82

2025		18,056,515.87	
2026	83,391,447.17	83,391,447.17	
2027	248,128,938.03	250,309,136.55	
2028	164,863,125.44	164,863,125.44	
2029	111,341,684.95	111,341,684.95	
2030	59,549,161.89		
	667,274,357.48	627,961,909.98	

	9,758,284.55		9,758,284.55	10,493,914.84	10,493,914.84
	784,701.00		784,701.00	647,781.00	647,781.00
	10,542,985.55		10,542,985.55	11,141,695.84	11,141,695.84

	59,245,029. 67	59,245,029. 67			31,215,235. 87	31,215,235. 87	
	384,362.13 8.66	177,170.59 8.63			384,399.75 1.64	189,726.41 8.90	
	40,074,482. 00	27,473,536. 40			40,074,482. 00	27,903,510. 44	
	10,147,200. 00	10,147,200. 00			10,147,200. 00	10,147,200. 00	

	75,582,716. 25	75,582,716. 25			88,492,943. 13	88,492,943. 13		
	20,455,196. 38	18,042,467. 46			20,455,196. 38	18,243,287. 94		
	589,866,76 2.96	367,661,54 8.41			574,784,80 9.02	365,728,59 6.28		

		55,600,000.00	55,600,000.00
		126,000,000.00	126,000,000.00
		8,000,000.00	17,120,000.00
		100,777,923.26	7,263,790.59
		358,176.38	246,638.34
		83,609,550.68	13,704,827.32
		374,345,650.32	219,935,256.25

--	--	--	--	--

--	--	--

	102,887,794.51	211,450,000.86
	214,221.12	
	103,102,015.63	211,450,000.86

0.00

	235,718,389.52	273,970,957.55
	2,202,960.53	4,217,072.07
	32,418,593.11	33,260,543.71
	10,604,344.00	

--	--	--

1

	51,133,586.46	78,193,887.27
		15,284,780.00
	53,119,460.22	53,119,460.22
	4,565,340.62	3,762,449.82
	1,676,694.15	4,296,429.66
	110,495,081.45	154,657,006.97

	53,119,460.22	
ENTERWIN TECH INTERNATIONAL LIMITED	3,078,198.00	
	56,197,658.22	

--	--	--

--	--	--

--	--	--

	38,126,129.98	24,360,088.01
		-1,366,066.73
	38,126,129.98	22,994,021.28

1

--	--	--

--	--	--

	18,529,481.88	95,837,019.58	97,223,414.18	17,143,087.29
	1,926,149.26	7,196,394.15	6,888,171.76	2,234,371.65
	64,266.86	-9,162.52	55,104.34	
	20,519,898.00	103,024,251.21	104,166,690.28	19,377,458.94

1	18,175,919.24	87,461,891.98	88,860,460.22	16,777,351.01
2	472.10	4,003,992.60	4,003,962.31	502.39
3	333,090.54	3,487,960.88	3,476,517.53	344,533.89
	333,090.54	3,187,253.08	3,176,052.89	344,290.73
		273,954.50	273,846.02	108.48
		26,753.30	26,618.62	134.68
4		820,975.92	820,275.92	700.00
5	20,000.00	62,198.20	62,198.20	20,000.00
	18,529,481.88	95,837,019.58	97,223,414.18	17,143,087.29

1	148,599.78	6,426,982.75	6,435,175.54	140,407.00
2	12,652.42	254,439.75	261,661.66	5,430.50
3	1,764,897.06	514,971.65	191,334.56	2,088,534.15
	1,926,149.26	7,196,394.15	6,888,171.76	2,234,371.65

	979,219.26	1,314,523.46
		243,288.24
	4,326,475.88	1,353,867.30
	138,448.06	
	807,085.77	22,784.09
	59,334.89	
	39,556.59	
	166,071.68	187,148.75
	79,768.92	
	2,165,584.02	3,219,222.45
	458,418.14	61,597.85
	9,219,963.21	6,402,432.14

--	--	--

	60,848,673.96	66,687,206.59
	1,627,690.19	1,559,030.30
	62,476,364.15	68,246,236.89

	4,648,173.45	3,404,537.38
		1,366,066.73

	17,242,445.84	9,025,253.93
	21,890,619.29	13,795,858.04

	46,272,500.00	53,215,000.00
	57,250,000.00	62,075,000.00
	16,446,400.00	8,200,000.00
	1,437,273.96	2,627,206.59
	111,913.94	149,985.09
	-60,848,673.96	-66,687,206.59
	60,669,413.94	59,579,985.09

--	--	--

-	5,767,592.60	6,165,970.27
-	-272,394.85	-347,534.48
	-1,627,690.20	-1,559,030.30
	3,867,507.55	4,259,405.49

	1,220,174.61	1,195,250.88
	1,220,174.61	1,195,250.88

	1,220,174.61	1,195,250.88

--	--	--	--	--	--

--	--	--

--	--	--

--	--	--

--	--	--

	35,991,124.98	7,199,822.77	
	163,691,247.25	166,977,498.61	
	199,682,372.23	174,177,321.38	

	6,410,697.07		919,956.20	5,490,740.87
	6,410,697.07		919,956.20	5,490,740.87

--	--	--

		+ -					
	462,216,663. 00				- 4,397,000.00	- 4,397,000.00	457,819,663. 00

4,397,000

	1,498,565,900.97		10,887,780.00	1,487,678,120.97
	23,024,371.24			23,024,371.24
	1,521,590,272.21		10,887,780.00	1,510,702,492.21

4,397,000 ,

10,887,780.00

	15,284,780.00		15,284,780.00	
	15,284,780.00		15,284,780.00	

4,397,000 ,

15,284,780.00

	- 32,304,008. 78	6,647,555.6 2				5,937,587.0 6	709,968.56	- 26,366,421. 72
	-7.76	24.80				24.80		17.04
	- 88,740,629. 14	6,647,530.8 2				5,937,562.2 6	709,968.56	- 82,803,066. 88
	56,436,628. 12							56,436,628. 12
	- 32,304,008. 78	6,647,555.6 2				5,937,587.0 6	709,968.56	- 26,366,421. 72

--	--	--	--	--

	26,928,612.04			26,928,612.04
	26,928,612.04			26,928,612.04

	-1,833,163,676.54	-1,373,346,330.44
	-1,833,163,676.54	-1,373,346,330.44
	-10,136,729.78	9,348,634.39

	-1,843,300,406.32	-1,363,997,696.05

- 1) 0.00
- 2) 0.00
- 3) 0.00
- 4) 0.00
- 5) 0.00

	705,279,741.30	561,942,424.06	790,580,457.02	604,705,241.01
	20,904,692.26	17,899,933.61	10,788,207.88	8,928,496.35
	726,184,433.56	579,842,357.67	801,368,664.90	613,633,737.36

0.00

	686,328.90	905,890.69
	299,356.96	422,013.19
	1,006,437.44	1,002,498.50
	85,386.08	91,003.18
	335,099.63	106,844.18

	199,571.30	284,609.60
	88,634.84	39,207.65
	2,700,815.15	2,852,066.99

	20,035,637.52	21,579,349.44
	4,799,592.75	5,267,879.50
	5,986,845.02	10,578,703.22
E	640,316.40	1,528,294.69
	277,461.14	155,281.02
	135,000.00	135,000.00
	1,898,303.84	2,772,113.24

	215,041.56	601,187.51
	36,863.76	482,681.83
		102,562.61
	158,722.79	250,233.24
		74,500.02
	305,348.20	
	2,063,548.50	1,073,773.69
	10,762,526.23	12,517,654.46

	13,694,471.90	12,030,405.34
	122,540.90	472,686.98
	-9,648,452.51	-4,326,639.59
	1,009,642.93	2,016,297.94
	704,287.88	677,921.15
	5,637,409.30	9,925,297.86

	1,763,366.89	1,057,336.90
	202,984.06	101,230.39
	1,966,350.95	1,158,567.29

--	--	--

		51,000.60
		51,000.60

--	--	--

	-238,278.32	-2,649,038.85
	19,617,154.04	
	923,927.12	12,968,231.92
	24,825.03	48,323.33
	20,327,627.87	10,367,516.40

	131,621.64	1,613,036.46
	-2,392,624.45	-556,682.62
	-2,261,002.81	1,056,353.84

	-3,150,431.92	-1,229,720.86
		-254,265.73
	-3,150,431.92	-1,483,986.59

		10,415.71
		10,415.71

		11,369.23	
		11,369.23	
		4,655,625.54	
	257,113.55	271,855.02	257,113.55
	257,113.55	4,938,849.79	257,113.55

	33,825.50	55,820.24	33,825.50
	297,935.40	165,997.84	297,935.40
	297,935.40	165,997.84	297,935.40
	212,508.94	4,413.08	212,508.94
	41,552,123.42	8,340,201.90	41,351,587.03
	1,693,707.12	67,334.40	67,622.56
	43,790,100.38	8,633,767.46	41,963,479.43

	3,649,557.68	7,149,463.78
	1,097,694.11	2,647,426.68
	4,747,251.79	9,796,890.46

	-4,506,872.11
/	-676,030.82
	-3,874,001.41
	87,359.07
	10,650,900.65
	-1,439,918.75
	-1,056.94
	4,747,251.79

	190,957.57	167,628.95
	98,859.96	360,363.11
	27,409,377.62	1,387,573.69
	0.53	15,121.52
	1,613,412.53	3,106,366.73
	2,774,273.87	1,429,171.56
	32,086,882.08	6,466,225.56

	22,028,580.07	971,247.11
	12,928.88	960,867.68
	61,394,299.78	68,711,466.30
	8,698,072.11	
	2,467,619.31	2,216,238.26
	94,601,500.15	72,859,819.35

--	--	--

--	--	--

	22,721.18	185,337.40
	22,721.18	185,337.40

--	--	--

	33,750,000.00	44,623,244.44
	33,750,000.00	44,623,244.44

	68,661,191.19	50,548,962.03
	2,437,067.50	2,980,000.00
	412,137.68	626,580.26
	10,735,807.33	
	82,246,203.70	54,155,542.29

	219,935,256.25	329,484,807.15	112,939,759.53	251,775,457.36	36,238,715.25	374,345,650.32
	68,246,236.89		27,765,762.11	27,760,066.53	5,775,568.32	62,476,364.15
	59,579,985.09	28,470,000.00	1,445,580.77	159,505.55	28,666,646.37	60,669,413.94
	4,259,405.49		511,239.21		903,137.15	3,867,507.55
	1,195,250.88		24,923.73			1,220,174.61
	353,216,134.60	357,954,807.15	142,687,265.35	279,695,029.44	71,584,067.09	502,579,110.57

--	--	--	--

1		
	-9,254,123.90	10,383,051.83

	5,411,434.73	427,632.75
	32,218,083.39	33,595,354.75
	916,628.43	859,629.62
	3,965,914.97	5,985,415.24
	978,472.88	3,261,489.90
“ ”		-10,415.71
“ ”	-297,935.40	-154,628.61
“ ”		-51,000.60
“ ”	15,105,029.18	13,334,874.44
“ ”	-20,327,627.87	-10,367,516.40
“ ”	-95,946.43	3,130,288.51
“ ”	-453,347.23	-482,825.66
“ ”	29,978,236.08	36,767,804.02
“ ”	30,724,331.37	-158,060,938.62
“ ”	-26,587,070.76	97,967,587.06
	-15,119,566.92	-13,691,654.09
	47,162,512.52	22,894,148.43
2		
3		
	142,410,465.28	54,941,662.87
	77,525,984.96	82,719,304.41
	64,884,480.32	-27,777,641.54

	142,410,465.28	77,525,984.96
	4,926.52	5,237.89
	140,008,214.20	73,703,156.60
	2,397,324.56	3,817,590.47
	142,410,465.28	77,525,984.96

--	--	--	--

	134,827,745.92	136,289,199.81	
	134,827,745.92	136,289,199.81	

“ ”

			43,818,183.53
	2,823,372.94	7.1586	20,211,397.53
	2,464,575.15	8.4024	20,708,346.24
	7,116.20	0.9120	6,489.62
Γε. ΛΒΧΒ9 9Π ↓	50,224,148.00	0.0496	2,490,816.40
	15,132.90	9.8300	148,756.41
	48,202.25	5.2358	252,377.34
			115,609,081.09
	13,505,895.22	7.1586	96,683,301.52
	1,748,376.00	8.4024	14,690,554.50
		0.9120	
	79,629,057.21	0.0496	3,949,123.46
	427.58	9.8300	4,203.11
	49,233.29	5.2358	257,775.66
	3.71	4.6817	17.37
	63,288.87	0.3809	24,105.46
			5,460,640.45
	74,859.84	7.1586	535,891.65
	290,431.72	8.4024	2,440,323.48
	50,095,280.00	0.0496	2,484,425.32
			13,758,755.84
	1,214,385.02	7.1586	8,693,296.60
	583,710.58	8.4024	4,904,569.78
	55,555.19	0.9120	50,663.56
	77,835.30	0.0496	3,860.16
	3,315.67	9.8300	32,593.04
	7,821.27	5.2358	40,950.61
	359,576.04	0.0913	32,822.10
			77,780,474.26
	10,817,058.26	7.1586	77,434,993.26
	6,319,820.61	0.0496	313,425.18
	3,222.77	9.8300	31,679.83
	0.01	4.6817	0.05
	80.63	1.9509	157.30
	887.84	0.2463	218.64
			3,583,224.07
	24,816.21	7.1586	177,649.32

	168,936.77	8.4024	1,419,474.32

SacaPrecisionTechnologyS.r.l.			
DonatiS.r.l.			
Profound Century Limited			
Spectrum Power Company Limited			
Sunvalley (HK) Technology Limited			
Paris Rhone (HK) Technology Limited			
VAVA International Inc.			
ATI INC.			
Sunvalley Japan Co.,Ltd			
EURO-TECH Distribution			
SIG GmbH			



	9,501,735.48	9,502,989.03
	9,734,457.29	9,857,512.12
	704,590.30	1,188,924.13
	36,863.76	473,285.80
	69,005.10	38,066.58
		74,500.02
	1,466,629.29	576,285.76
	21,513,281.22	21,711,563.44
	10,762,526.23	12,517,654.46
	10,750,754.99	9,193,908.98

	179,553.00	144,575.75						324,128.75
	156,439.77	903.28						157,343.05
	67,486.40							67,486.40
		893,983.97						893,983.97
		407,818.37					68,481.99	339,336.38
		600,458.16					600,458.16	

		257,830.79					139,869.36	117,961.43
		35,201.86					10,806.56	24,395.30
		263,889.09						263,889.09
		393,002.76						393,002.76
		946,513.53					425,493.67	521,019.86
		1,071,841.75						1,071,841.75
		867,640.98					545,511.00	322,129.98
		800,133.17					700,100.81	100,032.36
1.5		65,777.42					65,777.42	0.00
		628,204.21					159,367.90	468,836.31
		620,400.53					417,687.63	202,712.90
		1,432,357.61					1,377,690.05	54,667.56
		1,117,861.02					888,919.75	228,941.27

		2025 12 31		2025 02 28	

--	--	--	--	--	--

--	--	--

--	--	--	--	--	--	--	--	--	--

--	--	--	--	--	--	--	--	--

☑

☑

ZBT International Trading GmbH		186,390.00	99.75
		10,000.00	100
		9.34	95

	315,000,000.00				100.00%		
	30,000,000.00				100.00%		
	5,000,000.00				100.00%		
	10,000,000.00				99.75%		
	30,000,000.00				100.00%		
	10,000,000.00				95.00%		
Saca Precision Technology S.r.l.	78,363.00				100.00%		
Donati S.r.l.	543,228.40					80.00%	
	12,436,300.00				99.96%		

	10,000,000.0 0	100.00%
	20,000,000.0 0	99.96%
	11,000,000.0 0	99.96%
	10,000,000.0 0	100.00%
Sunvalley (HK) Technology Limited	0.88	99.75%
Sunvalley JAPAN Co.Ltd	30,350.00	99.75%
PROFOUND CENTURYL IMITED	0.86	

80<\

08(

Limited		
FUT	278,180.00	99.75%
ATI INC.	3,685,600.00	99.75%
SIG GmbH	195,727.50	99.75%
TII INC.	9,728.10	99.75%
	10,000,000.0	69.83%
	0	
NOURISH		
STAR(HK)L	9,260.40	99.75%
IMITED		
	9.34	

--	--	--	--	--	--	--	--	--

20%

20%

	/	/
	2,915,565.28	25,931,784.24
--	-36,104.66	-2,649,038.85
--	-36,104.66	-2,649,038.85

--	--	--	--

				/

	1,809,366.89	1,057,336.90

1

1

Saca PrecisionTechnology S.r.l Donati S.r.l Euro-tech Distribution Evajoy SARL SIG GmbH
 PROFOUND CENTURY LIMITED HTE WM Limited Spectrum Power Company Limited
 Sunvalley(HK)Technology Limited RED BUD(HK)LIMITED COLLECTIONSCORP. VAVA INTERNATIONAL INC.(US)
 Paris Rhone (HK) Technology Limited ATI INC. TII INC. SUNVALLEY JAPAN Co.Ltd FUT

2025 6 30

2

2025 6 30

2025 6 30

1	9,471,272.59	9,471,272.59	100.00%
2	880,825.51	440,412.70	50.00%
3	165,375.26	165,375.26	100.00%
4	55,504.40	55,504.40	

6+9

6+9

	--	--	--	--
			500,000.00	500,000.00
		10,147,200.00		10,147,200.00
		10,147,200.00	500,000.00	10,647,200.00
	--	--	--	--

“ ”

--	--	--	--	--	--

22.33%

“ ”

17.50%

100%
182,377,223

128,600,000

70.51%

“1 ”

“3 ”

SKL	
LIMITED LIABILITY COMPANY REXMEO	

/

		3,027,981.44			9,394,926.96
					216,814.16

/

		10,664,207.29	0.00

/

/	/	/	/	/	/	/
---	---	---	---	---	---	---

/

/

/	/	/	/	/	/	/
---	---	---	---	---	---	---

/

--	--	--	--

--	--	--	--

	30,000,000.00	2021 11 10	2031 12 31	
	330,000,000.00	2023 02 23	2026 02 28	
		2023 02 11	2026 02 10	
		2022 09 29	2025 09 28	
	64,900,000.00	2024 11 08	2025 10 30	
	100,000,000.00	2020 01 01	2026 12 31	
	70,000,000.00	2024 12 05	2029 12 05	
	200,000,000.00	2024 12 05	2029 12 05	
	50,000,000.00	2025 3 13	2027 3 9	
	50,000,000.00	2025 3 13	2025 9 10	

	1,000,000.00	2024 12 26	2025 02 08	
	2,500,000.00	2024 12 27	2025 02 08	
	2,500,000.00	2024 12 27	2025 04 25	
	1,500,000.00	2025 1 10	2025 1 15	

--	--	--	--

		1,997,027.88	1,950,107.41

		3,909,981.15	390,998.15	3,926,257.71	392,625.77
	LIMITED LIABILITY COMPANY REXMEO	596,762.74	29,838.14	450,042.95	22,502.15
		7,064,906.23	102,441.14	1,440,983.20	20,894.26
		11,571,650.12	523,277.43	5,817,283.86	436,022.18
		46,584.95	4,376.41	46,778.87	4,449.54
	LIMITED LIABILITY COMPANY REXMEO	81,485.25	4,074.26	58,994.25	2,949.71
		128,070.20	8,450.67	105,773.12	7,399.25

:			
		488,223.49	2,547,343.60
		192,800.35	193,602.95
			822,058.24
		681,023.84	3,563,004.79
:			
			6,000,000.00
	SKL	42,601,833.31	43,800,606.59
		42,601,833.31	49,800,606.59
		454,857.44	441,395.37
		454,857.44	441,395.37

2022							4,397,000	16,045,759. 97
							4,397,000	16,045,759. 97

	9,256,781.19
	0.00

2022		

2025 6 30

1

1	SunvalleyE-commerce(HK)Limited		2023 03 32758		10,749.88
2	SunvalleyE-commerce(HK)Limited		2023 03 6615		10,836.01
3		SunvalleyE-commerce(HK)Limited	2022 03 4399		49,589.62
4			2023 03 32756		1,721.78

5		SunvalleyE-commerce HK Limited	2022 03 6322		667.02
6			2024 03 30549		2,835.73
7			2024 03 3320		24,250.53
8		SunvalleyE-commerce HK Limited	2024 06 65		8,911.34
9		1			925.67
10	/	2			444.32

1

130.15

2

/

35.04

--	--	--	--



	537,949,163.25	188,235,270.31			726,184,433.56
	453,702,910.49	126,139,447.18			579,842,357.67
	46,982,314.98	56,139,568.42	20,119,825.08	-117,933.81	123,123,774.67
	30,096,623.35	-6,232,477.25	-28,378,051.02	7,032.81	-4,506,872.11
	2,117,125,391.31	241,600,394.50	1,600,836.97	-918,270,013.28	1,442,056,609.50
	1,108,531,422.91	287,374,907.92	7,071,209.00	-106,156,963.11	1,296,820,576.72

1	1	87,166,811.54	129,516,832.63
1	2	25,037,633.08	7,512,184.51
2	3	2,367,345.18	2,039,780.53
3		12,108,016.86	12,030,572.06
3	4	257,208.41	484,173.86
4	5	1,107,858.79	1,030,023.29

5	10,742,949.66	10,516,374.91
	126,679,806.66	151,099,369.73

	9,541,68 5.44	7.53%	9,541,68 5.44	100.00%	9,581,11 2.69	6.34%	9,581,11 2.69	100.00%
--	------------------	-------	------------------	---------	------------------	-------	------------------	---------

9,541,68 5.44	7.53%	9,541,68 5.44	100.00%	9,581,11 2.69	6.34%	9,581,11 2.69	100.00%
------------------	-------	------------------	---------	------------------	-------	------------------	---------

	117,138, 121.22
--	--------------------

	9,581,112.69	9,581,112.69	9,541,685.44	9,541,685.44		
--	--------------	--------------	--------------	--------------	--	--

	63,598,874.55	5,011,186.08	7.88%
	53,539,246.67		
	117,138,121.22	5,011,186.08	

	5,521,494.15	-510,308.07				5,011,186.08
	9,581,112.69				39,427.25	9,541,685.44
	15,102,606.84	-510,308.07			39,427.25	14,552,871.52

--	--	--	--	--	--

--	--

1	28,749,205.15		28,749,205.15	22.69%	
2	23,185,914.75		23,185,914.75	18.30%	
3	9,471,272.59		9,471,272.59	7.48%	9,471,272.59
4	20,126,937.29		20,126,937.29	15.89%	291,840.59
5	4,193,444.05		4,193,444.05	3.31%	60,804.94
	85,726,773.83		85,726,773.83	67.67%	9,823,918.12

		3,783,480.94	11,196,865.78
		3,783,480.94	11,196,865.78

--	--	--

--	--	--	--	--

--	--	--	--	--

--	--	--	--	--

--	--

--	--	--	--	--	--

()		
-----	--	--

()				
-----	--	--	--	--

--	--	--	--	--

--	--

--	--	--	--	--	--

	80,393.74	
	1,279,665.95	1,281,609.78
	246,026.59	923,521.56
	78,315.76	185,291.30
	1,557,755.36	10,044,157.74
	2,043,033.44	
		558,390.24
	294,527.96	
	5,579,718.80	12,992,970.62

1	1	2,725,883.43	10,007,135.25
1	2	578,369.47	578,369.47
2	3	234,771.00	276,771.00
3		2,040,694.90	2,130,694.90
3	4	466,748.00	556,748.00
4	5	60,961.50	60,961.50
5		1,512,985.40	1,512,985.40
		5,579,718.80	12,992,970.62

	753,077.00	13.50%	753,077.00	100.00%		753,077.00	5.79%	753,077.00	100.00%	

	753,077.00	13.50%	753,077.00	100.00%		753,077.00	5.79%	753,077.00	100.00%	
	4,826,641.80	86.50%	1,043,160.86	21.61%	3,783,480.94	12,239,893.62	94.21%	1,043,027.84	8.52%	11,196,865.78
	3,956,113.84	70.90%	1,043,160.86	26.37%	2,912,952.98	1,911,101.00	14.71%	1,043,027.84	54.58%	868,073.16
	294,527.96	5.28%			294,527.96	9,620,792.62	74.05%			9,620,792.62
	576,000.00	10.32%			576,000.00	708,000.00	5.45%			708,000.00
	5,579,718.80	100.00%	1,796,237.86	32.19%	3,783,480.94	12,992,970.62	100.00%	1,796,104.84	13.82%	11,196,865.78

1	521,075.00	521,075.00	521,075.00	521,075.00	100.00%	
2	232,002.00	232,002.00	232,002.00	232,002.00	100.00%	
	753,077.00	753,077.00	753,077.00	753,077.00		

	3,956,113.84	1,043,160.86	26.37%
	294,527.96		
	576,000.00		
	4,826,641.80	1,043,160.86	

12 () ()

2025 1

2025 6 30	133.02 1,043,160.86	753,077.00	133.02 1,796,237.86
-----------	------------------------	------------	------------------------



4		480,000.00	1-2	8.60%	177,216.00
5		232,002.00	5	4.16%	232,002.00
		4,294,991.82		76.97%	930,293.00

	2,187,010,380. 23	953,851,179.89	1,233,159,200. 34	2,187,010,380. 23	953,851,179.89	1,233,159,200. 34
	2,187,010,380. 23	953,851,179.89	1,233,159,200. 34	2,187,010,380. 23	953,851,179.89	1,233,159,200. 34

	315,383,04 0.00					315,383,04 0.00	
Saca Precision Technology S.r.l.	23,978,352. 00					23,978,352. 00	
	849,297,80 8.34	953,851,17 9.89				849,297,80 8.34	953,851,17 9.89
	5,000,000.0 0					5,000,000.0 0	
	10,000,000. 00					10,000,000. 00	
	9,500,000.0					9,500,000.0	

	0						0	
	20,000,000. 00						20,000,000. 00	
	1,233,159,2 00.34	953,851,17 9.89					1,233,159,2 00.34	953,851,17 9.89

0.00

--	--	--

	878,427.12	
	878,427.12	

☑

	19,319,218.64	
	1,039,010.93	
	24,825.03	
	923,927.12	
	-41,970,229.46	
	-1,269,821.97	
	725,166.37	
	-1,846,943.39	
	35,155.61	
	-19,396,115.56	--

1 —

		/	/
	-8.09%	-0.0220	-0.0220
	7.39%	0.0201	0.0201